



HYDROQUIP™

Premier providers of quality retrofit control systems

SPA PRODUCTS CATALOG





HYDROQUIP™

THE **SMART CHOICE**™

Your Resource Solution For Replacement Spa Parts

HydroQuip is the nation's oldest manufacturer of Portable Spa Equipment which includes controls that integrate Balboa®, Gecko and Pneumatic.

Our most recent addition has been the Laing and Therm heater products. HydroQuip's goal is to stock and provide an extensive selection of quality spa parts to the North American and European OEM & Distribution networks.

As a manufacturer and master distributor our goal is to be the preferred value added supplier of replacement spa parts, spa controls & equipment, baptistry controls, spa heater elements and heater assemblies, and the support services including technical and warranty assistance on all brands we offer including:

- **Balboa®** – Spa Controls, PC Boards, Spasides & Overlays, Heaters, Sensors, Wet Ends, Hot tub Jets and Fittings
- **Gecko** – Spa Controls, PC Boards, Spasides, Overlays, Heaters, Sensors, Etc.
- **Grundfos** – Spa Circulation Pumps
- **Laing** – E-3, E-5, E-10 and E-14 Circulation Pumps and Heaters
- **Therm Products** – Spa Heater Elements and Heater Assemblies
- **Related Metal Fabrication (RMF)** – Spa Heater Elements and Heater Assemblies
- **Truheat** – Spa Heater Elements and Heater Assemblies
- **Tecmark** – Pressure & Vacuum Switches, Air switches, Spaside Controls
- **Aquatemp** - Spa Heater Elements and Heater Assemblies

BALBOA
water group


GECKO

LAING

GRUNDFOS® 


Aquatemp
PRODUCTS INC

TECMARK
CORPORATION


TruHeat

 **THERM**
PRODUCTS™


RMF
RELATED
METAL FABRICATION INC



About us:

HydroQuip ... the Smart Choice

HydroQuip has been providing innovative, dependable and high quality portable spa and hot tub retrofit controls to the industry for over 30 years. HydroQuip continues to offer the broadest selection of controls and replacement parts to fit every spa or hot tub. We continue to lead the industry in innovation and “down to earth” product features by designing products that address the real needs and desires of today’s spa and hot tub retail dealers and service technicians.

“Down to Earth” features such as this long list of industry firsts:

<u>Electronic Controls</u>	Choice of Balboa® or Gecko Series
<u>Slide Heater Assembly</u>	Position the heater to your requirements
<u>Versi-Heat Remote Heaters</u>	Remote heater for added convenience
<u>Universal Retro-Fit System</u>	Complete ready to install bundled Control Kits
<u>Visual Diagnostic System</u>	Provides easy system diagnostics
<u>System Mis-Wire Protection</u>	Protection from improper electrical installations
<u>Universal Circuit Voltages</u>	Flexible circuit designs

In addition to our innovative spa and hot tub products, you will find our customer service team to be unmatched in their first hand product knowledge. Our customer service, sales and technical support teams are all industry veterans that understand not only the product but the application spa customers encounter on a daily basis. We take great pride in our reputation for superior quality and responsive customer service, all at a competitive price.

In the following pages you will find a selection of products and replacement parts which address your new and retro-fit needs and marketing requirements. Please contact us if you have any additional needs, questions or requirements.

BALBOA® SERIES SYSTEMS BY HYDROQUIP

<i>Series</i>	<i>Series Description</i>	<i>Page</i>
CS6000B	Duplex Series Slide Control Systems.....	1.1
CS6000B	Serial Series Slide Control Systems.....	1.2
CS4000B	Duplex Series Slide Control Systems.....	1.3
CS4000B	Serial Series Slide Control Systems.....	1.4
CS6000BP	BP Series Slide Control Systems - Wi-Fi Enabled.....	1.5
CS7000B	Lite Leader Series Slide Control Systems.....	1.6
CS7000B	WaterPro Lite Leader Series Control Systems.....	1.7
CS6000B	WaterPro Duplex Series Control Systems.....	1.8
CS6000B	WaterPro Serial Series Control Systems.....	1.9
LFC	Lo-Flo Circulation Control Systems.....	1.10
LFC	Lo-Flo Circulation Control Systems.....	1.11

BALBOA® OEM RETRO-FIT SYSTEMS

<i>Series Description</i>	<i>Page</i>
BP Series RetroFit Kits.....	2.1
VS Series RetroFit Kits.....	2.2
VS Duplex / Serial / Deluxe / BP501 Series / VS-100 Series.....	2.3

BALBOA® BP UNIVERSAL SERIES BY HYDROQUIP

<i>Series</i>	<i>Series Description</i>	<i>Page</i>
BP100	BP Universal with TP400T Spaside.....	3.1
BP100	BP Universal with TP500 Spaside (w/o expander board).....	3.2
BP100	BP Universal with TP500 Spaside.....	3.3
BP501	BP Universal with TP400 Spaside.....	3.4
BP501	BP Universal with TP500 Spaside.....	3.5
BP501	BP Universal with TP500 Spaside(w/o expander board).....	3.6
BP501	BP Universal with TP600 Spaside.....	3.7
BP501	BP Universal with TP800 Spaside.....	3.8
BP501	BP Universal with SpaTouch2T Spaside.....	3.9
BP501 LF	BP501 Low Flow Series RetroFit Kits.....	3.10

GECKO SERIES SYSTEMS BY HYDROQUIP

<i>Series</i>	<i>Series Description</i>	<i>Page</i>
CS6000	Y Series Slide Control Systems - Wi-Fi Enabled.....	4.1
CS4000	Y Series Pump Mount Equipment System.....	4.2
CS9700	Deluxe Series Slide Control Systems - MP Series.....	4.3
CS7000	Economy Series Slide Control Systems.....	4.4
CS7000	WaterPro Series Control Systems.....	4.5
CS6000	WaterPro Y Series Control Systems.....	4.6
LFC	Lo-Flo Circulation Control Systems.....	4.7

AIR SERIES SYSTEMS

<i>Series</i>	<i>Series Description</i>	<i>Page</i>
CS6000/CS4000	Slide Control Systems.....	5.1-5.2
CS7000	Economy Series Control Systems.....	5.3
CS800/CS500	Air Series Control Systems.....	5.4

OUTDOOR SPA EQUIPMENT SYSTEMS

<i>Series</i>	<i>Series Description</i>	
CS8800	Balboa® Outdoor BP Series Control Systems.....	6.1
CS8900	Gecko Outdoor Y-7 Series Control Systems.....	6.2
ES8850	Balboa® Outdoor BP Series Equipment Self Priming Systems.....	6.3
ES8950	Gecko Outdoor Y-7 Series Equipment Self Priming Systems.....	6.4
ES8848	Balboa® Outdoor BP Series Equipment Systems.....	6.5
ES8848	Gecko Outdoor Y-7 Series Equipment Systems.....	6.6
HEATMAX	Outdoor Series Remote Heater System.....	6.7

AIR BLOWERS

<i>Series</i>	<i>Series Description</i>	
SILENT AIRE	Air Blower Series & Heated, Non Heated Air Blower Series.....	7.1

PURE HEAT BATH HEATERS

<i>Series</i>	<i>Series Description</i>	
TEE STYLE	7" Tee Style Bath Heaters.....	7.2
INLINE	7" Inline Pressure & Vacuum Style Bath Heaters.....	7.3

BAPTISMAL CONTROL SYSTEMS

<i>Series</i>	<i>Series Description</i>	
BES6000/T	Baptismal Equipment Systems.....	8.1
BCS6000/T	Baptismal Control Systems.....	8.2
Accessories	Baptismal Units.....	8.3
BES-55	Baptismal Heating Systems.....	8.4
BCS-55	Baptismal Heating Systems.....	8.5
PBES6000	Portable Baptismal Systems.....	8.6
BIS-15-120	Baptismal Immersion Heater.....	8.7

PARTS AND ACCESSORIES

Relays & Contactors.....	9.1
Pressure & Flow Switches.....	9.2
Thermostats, High-Limits & Timers.....	9.3
Printed Circuit Boards.....	9.4-9.6
Spasides & Accessories.....	9.7-9.18
Switches & Transmitters.....	9.18

PARTS AND ACCESSORIES CONT.

	<i>Page</i>
High-Limit & Temperature Sensors	9.19
GFCI'S, Transformers.....	9.20
Hardware.....	9.21
Terminal Blocks & Fuses.....	9.22
PVC Fittings & Parts.....	9.23-9.25
Pumps / Wet Ends / Parts.....	9.26-9.32
Cords and Receptacles.....	9.33
Baptismal Replacement Parts.....	9.34-9.36
Ozonators.....	9.37

HEATERS AND ELEMENTS

Universal Rite-Fit Heater Guide.....	10.1
Universal Rite-Fit Series.....	10.2
Flo-Thru Heaters.....	10.3-10.9
Balboa Flo-Thru Series Heaters.....	10.10
Low Flow Laing Heaters.....	10.11
Low Flow Heaters.....	10.12-10.13
Universal Low Flow Vertical Rite-Fit Heater.....	10.14
Universal Low Flow Vertical Rite-Fit Heater Accessories.....	10.14-10.15
Low Flow Vertical Heaters w/ Box.....	10.16
Low Flow Vertical Heaters w/o Box.....	10.17-10.18
Hydro-Quip Series Heaters.....	10.19-10.23
Utility Series.....	10.24
Replacement Spa Baptistry Heater/Housing Assemblies.....	10.24-10.25
Baptistry Immersion Heater.....	10.25
Heatmax Series.....	10.25
Replacement Heater Elements.....	10.26-10.27

CROSS REFERENCE

Balboa to HydroQuip Cross Reference	11.1-11.2
Heater Assembly Cross Reference.....	11.3-11.8
Heater Element Cross Reference.....	11.9
Laing & Grundfos Pumps Cross Reference	11.10-11.11

INFORMATION

Index	12.1-12.8
-------------	-----------



Balboa® Series by Hydro-Quip

SYSTEMS INCLUDE INSTALLATION KIT

Kit Includes:

- Spaside Control
- Spaside Labels
- Spaside Adapter Plate
- 48" Component Cords
- 2" Tailpieces w/Gaskets
- 12V Light Assembly
- Heater Clamps
- Cord Adapters
- Installation Instructions
- Operation Manual



SYSTEM SPECIFICATIONS

ELECTRICAL INPUT SPECIFICATION: SINGLE PHASE, 120/240VAC, 60HZ
ELECTRICAL OUTPUT SPECIFICATION:

CIRCUIT(S)	MAXIMUM AMPS
PUMP(S)	12A
BLOWER	12A
OZONE	1A
CIRCULATION PUMP	4A
LIGHT	1A
HEATER	23A (5.5KW) OR 18A (4.0KW)

REQUIRED FLOW RATE:
SYSTEM DIMENSIONS:

25 GPM
(CS) 15"W x 11"H x 5"D
(ES) 21.5"W x 12"H x 15"D

SHIPPING WEIGHT:
PACKAGING / SHIPPING :

(CS) 18 LBS **(ES)** 58.7 LBS
 INDIVIDUAL (HQ STOCK)
 FOB CORONA, CA 92880

WARRANTY:
 2 YEAR LIMITED WARRANTY STANDARD

CS6000B SLIDE Duplex Series available with "plus OZONE"



STANDARD FEATURES



M7® Technology Equipped
 1.375/5.5KW or 1.0/4.0KW, Slide 15" Heater Assembly
 EZ Access Foot Heater
 Spaside Control
 12V Light Assembly
 All Circuits Convertible to 120 or 240VAC
 Heater "ON" Indicator Light

Standard, Economy & Sleep Modes
 Freeze Protection
 Easy To Install & Service
 Installation Kit (see below)
 Detailed Owner's Manual & Wiring Diagram
 US and Canada UL Recognized

OPTIONS

"Plus Ozone" Built-In
 Versi-Heat Remote Heater with 60" Heater Cord
 Less Heater Models
 Various Heater Wattages

CS MODELS

Model	Platform	Pump 1	Pump 2	Blower	Circ Pump	Htr Wattage	Spaside Included
CS6109B-US	VS500Z	2 SPD	N/A	N/A	YES	5.5kW	 VL200 Series 4.3"L x 1.6"H
CS6209B-US	VS501Z	2 SPD	1 SPD** or BLOWER**	N/A	YES	5.5kW	
CS6229B-US	VS511Z	2 SPD	2 SPD	N/A	YES	5.5kW	
CS6239B-US*	VS513Z	2 SPD	1 SPD	1 SPD (12A)	YES	5.5kW	
CS6109B-US-F	VS500Z	2 SPD	N/A	N/A	YES	5.5kW	 VL401 Series 6.3"L x 2.2"H
CS6209B-US-F	VS501Z	2 SPD	1 SPD** or BLOWER**	N/A	YES	5.5kW	
CS6229B-US-F	VS511Z	2 SPD	2 SPD	N/A	YES	5.5kW	
CS6239B-US-F*	VS513Z	2 SPD	1 SPD	1 SPD (12A)	YES	5.5kW	



*Pump 2 & Blower button work in sequence

** Pump 2 OR Blower

Also Available in: Versi-Heat Series w/ 60" Htr Cord (-VH suffix), Less Heater Series (-LH suffix), Plus Ozone Option (-03 Suffix), Titanium Element (-T Suffix) & 4.0kW Heater Assy (-4.0 suffix)

Refer to price list for the complete list of model numbers.


ES MODELS

Model	Platform	Spaside Included	Option Code*	Pump	Voltage	Blower	Voltage
ES6100B	VS500Z	 VL200 Series 4.3"L x 1.6"H	-A	1 HP	120	1 HP	120
ES6200B	VS501Z		-B	1 HP	120	N/A	N/A
ES6220B	VS511Z		-C	1.5 HP	120	1 HP	120
ES6230B	VS513Z		-D	1.5 HP	120	N/A	N/A
			-D5	1.5 HP	240	N/A	N/A
ES6100B-F	VS500Z	 VL401 Series 6.3"L x 2.2"H	-E	2 HP	240	1 HP	120
ES6200B-F	VS501Z		-F	2 HP	240	N/A	N/A
ES6220B-F	VS511Z		-G	3 HP	240	1 HP	120
ES6230B-F	VS513Z		-H	3 HP	240	N/A	N/A
			-J	4 HP	240	1 HP	120
			-K	4 HP	240	N/A	N/A

*Add Option Code to end of ES Model Number

For a complete list of parts, refer to our Replacement Parts Section in the back of this catalog

CS6000B SLIDE Serial Series available with "plus OZONE"



STANDARD FEATURES

M7® Technology Equipped
 1.375/5.5KW or 1.0/4.0KW, Slide 15" Heater Assembly
 EZ Access Foot Heater
 Spaside Control
 12V Light Assembly
 All Circuits Convertible to 120 or 240VAC
 Heater "ON" Indicator Light

Standard, Economy & Sleep Modes
 Freeze Protection
 Easy To Install & Service
 Installation Kit (see below)
 Detailed Owner's Manual & Wiring Diagram
 US and Canada UL Recognized

OPTIONS

"Plus Ozone" Built-In
 Versi-Heat Remote Heater with 60" Cords
 Various Heater Wattages
 Less Heater Models

CS MODELS

Model	Platform	Pump 1	Pump 2	Blower	Circ Pump	Htr Wattage	Spaside Included
CS6229B-USZ	VS511SZ	2 SPD	2 SPD	N/A	YES	5.5kW	
CS6239B-USZ	VS510SZ	2 SPD	1 SPD	1 SPD (12A)	YES	5.5kW	
CS6339B-USZ	VS520SZ	2 SPD	2 SPD	1 SPD (12A)	YES	5.5kW	




VL701S Series
 7.4"L x 3.2"H
 Spaside included

Also Available in: Versi-Heat Series w/ 60" Htr Cord (-VH suffix), Less Heater Series (-LH suffix), Plus Ozone Option (-03 Suffix), Titanium Element (-T Suffix) & 4.0kW Heater Assy (-4.0 suffix)

Refer to price list for the complete list of model numbers.

SPASIDE OPTIONS



Auxiliary Spaside
 HQ PT#: 34-51574-K
 7.5"L x 2.3"H

ES MODELS

Model	Platform	Spaside Included	Option Code*	Pump	Voltage	Blower	Voltage
ES6220B-UZ	VS511SZ		-A	1 HP	120	1 HP	120
ES6230B-UZ	VS510SZ		-B	1 HP	120	N/A	N/A
ES6330B-UZ	VS520SZ		-C	1.5 HP	120	1 HP	120
			-C5	1.5 HP	240	1 HP	120
			-D	1.5 HP	120	N/A	N/A
			-D5	1.5 HP	240	N/A	N/A
			-E	2 HP	240	1 HP	120
			-F	2 HP	240	N/A	N/A
			-G	3 HP	240	1 HP	120
			-H	3 HP	240	N/A	N/A
		-J	4 HP	240	1 HP	120	
		-K	4 HP	240	N/A	N/A	

VL701S Series
 7.4"L x 3.2"H
 Spaside included

*Add Option Code to end of ES Model Number

For a complete list of parts, refer to our Replacement Parts Section in the back of this catalog

CS4000B SLIDE Duplex Series available with "plus OZONE"



HEATER SLIDES FROM BOTTOM TO TOP!

Includes Spaside



Some Assembly Required

Includes Spaside

US

STANDARD FEATURES



M7® Technology Equipped
 1.375/5.5KW or 1.0/4.0KW, Slide "L" Heater Assembly
 Spaside Control
 12V Light Assembly
 All Circuits Convertible to 120 or 240VAC
 Heater "ON" Indicator Light

Standard, Economy & Sleep Modes
 Freeze Protection
 Easy To Install & Service
 Installation Kit (see below)
 Detailed Owner's Manual & Wiring Diagram
 US and Canada UL Recognized

OPTIONS

"Plus Ozone" Built-In
 Versi-Heat Remote Heater with 60" Cords
 Various Heater Wattages
 Less Heater Models

CS MODELS

Model	Platform	Pump 1	Pump 2	Blower	Circ Pump	Htr Wattage	Spaside Included
CS4109B-US	VS500Z	2 SPD	N/A	N/A	YES	5.5kW	 VL200 Series 4.3"L x 1.6"H
CS4209B-US	VS501Z	2 SPD	1 SPD** or	BLOWER**	YES	5.5kW	
CS4229B-US	VS511Z	2 SPD	2 SPD	N/A	YES	5.5kW	
CS4239B-US*	VS513Z	2 SPD	1 SPD	1 SPD (12A)	YES	5.5kW	
CS4109B-US-F	VS500Z	2 SPD	N/A	N/A	YES	5.5kW	 VL401 Series 6.3"L x 2.2"H
CS4209B-US-F	VS501Z	2 SPD	1 SPD** or	BLOWER**	YES	5.5kW	
CS4229B-US-F	VS511Z	2 SPD	2 SPD	N/A	YES	5.5kW	
CS4239B-US-F*	VS513Z	2 SPD	1 SPD	1 SPD (12A)	YES	5.5kW	



*Pump 2 & Blower button work in sequence

** Pump 2 OR Blower

Also Available in: Versi-Heat Series w/ 60" Htr Cord (-VH suffix), Less Heater Series (-LH suffix), Plus Ozone Option (-03 Suffix), Titanium Element (-T Suffix) & 4.0kW Heater Assy (-4.0 suffix)

Refer to price list for the complete list of model numbers.


ES MODELS

Model	Platform	Spaside Included	Option Code*	Pump	Voltage	Blower	Voltage
ES4100B	VS500Z	 VL200 Series 4.3"L x 1.6"H	-A	1 HP	120	1 HP	120
ES4200B	VS501Z		-B	1 HP	120	N/A	N/A
ES4220B	VS511Z		-C	1.5 HP	120	1 HP	120
ES4230B*	VS513Z		-C5	1.5 HP	240	1 HP	120
ES4100B-F	VS500Z	 VL401 Series 6.3"L x 2.2"H	-D	1.5 HP	120	N/A	N/A
			-D5	1.5 HP	240	N/A	N/A
			-E	2 HP	240	1 HP	120
			-F	2 HP	240	N/A	N/A
			-G	3 HP	240	1 HP	120
			-H	3 HP	240	N/A	N/A
			-J	4 HP	240	1 HP	120
ES4200B-F	VS501Z		-K	4 HP	240	N/A	N/A
ES4220B-F	VS511Z						
ES4230B-F*	VS513Z						

*Add Option Code to end of ES Model Number

For a complete list of parts, refer to our Replacement Parts Section in the back of this catalog

CS4000B SLIDE Serial Series available with "plus OZONE"



STANDARD FEATURES

M7® Technology Equipped
 1.375/5.5KW or 1.0/4.0KW, Slide "L" Heater Assembly
 Spaside Control
 12V Light Assembly
 All Circuits Convertible to 120 or 240VAC
 Heater "ON" Indicator Light

Standard, Economy & Sleep Modes
 Freeze Protection
 Easy To Install & Service
 Installation Kit (see below)
 Detailed Owner's Manual & Wiring Diagram
 US and Canada UL Recognized

OPTIONS

"Plus Ozone" Built-In
 Versi-Heat Remote Heater with 60" Cords
 Various Heater Wattages
 Less Heater Models

CS MODELS

Model	Platform	Pump 1	Pump 2	Blower	Circ Pump	Htr Wattage	Spaside Included
CS4229B-USZ	VS511SZ	2 SPD	2 SPD	N/A	YES	5.5kW	
CS4239B-USZ	VS510SZ	2 SPD	1 SPD	1 SPD (12A)	YES	5.5kW	
CS4339B-USZ	VS520SZ	2 SPD	2 SPD	1 SPD (12A)	YES	5.5kW	



VL701S Series
7.4"L x 3.2"H

Also Available in: Versi-Heat Series w/ 60" Htr Cord (-VH suffix), Less Heater Series (-LH suffix), Plus Ozone Option (-03 Suffix), Titanium Element (-T Suffix) & 4.0kW Heater Assy (-4.0 suffix)

Refer to price list for the complete list of model numbers.

SPASIDE OPTIONS



Auxiliary Spaside
 HQ PT#: 34-51574-K
 7.5"L x 2.3"H


ES MODELS

Model	Platform	Spaside Included	Option Code*	Pump	Voltage	Blower	Voltage
ES4220B-Z	VS511SZ	 VL701S Series 7.4"L x 3.2"H	-A	1 HP	120	1 HP	120
ES4230B-Z	VS510SZ		-B	1 HP	120	N/A	N/A
ES4330B-Z	VS520SZ		-C	1.5 HP	120	1 HP	120
			-C5	1.5 HP	240	1 HP	120
			-D	1.5 HP	120	N/A	N/A
			-D5	1.5 HP	240	N/A	N/A
			-E	2 HP	240	1 HP	120
			-F	2 HP	240	N/A	N/A
			-G	3 HP	240	1 HP	120
			-H	3 HP	240	N/A	N/A
			-J	4 HP	240	1 HP	120
		-K	4 HP	240	N/A	N/A	

*Add Option Code to end of ES Model Number

For a complete list of parts, refer to our Replacement Parts Section in the back of this catalog

CS6000BP SLIDE BP Series available with “plus OZONE”



HEATER SLIDES FROM BOTTOM TO TOP!

Includes Spaside

Some Assembly Required

Includes Spaside



STANDARD FEATURES

M7® Technology Equipped
 1.375/5.5KW or 1.0/4.0KW, Slide 15" Heater Assembly
 Wi-Fi Enabled*
 EZ Access Foot Heater
 Spaside Control
 12V Light Assembly
 All Circuits Convertible to 120 or 240VAC
 Heater "ON" Indicator Light

Dual Temperature Ranges
 Mode Selections
 Reminder Messages
 Freeze Protection
 Easy To Install & Service
 Installation Kit (see below)
 Detailed Owner's Manual & Wiring Diagram
 US and Canada UL Recognized

*Requires optional bwa™ Wi-Fi Module Kit

OPTIONS

"Plus Ozone" Built-In
 bwa™ Wi-Fi Module Kit
 Versi-Heat Remote Heater with 60" Cords
 Various Heater Wattages

CS MODELS

Model	Platform	Pump 1	Pump 2 OR Blower	Pump 3	Circ Pump	Htr Wattage	Spaside Included
CS6109BP-US-4	BP501-G1	2 SPD	N/A	N/A	SUPPORTED	5.5kW	 TP400W Series 8.3"L x 2.5"H
CS6209BP-US-4	BP501-G1	2 SPD	1 SPD	N/A	SUPPORTED	5.5kW	 TP400T Series 8.3"L x 2.5"H
CS6209BP-US-6 CS6239BP-US-6	BP501-G1 BP501-G3	2 SPD 2 SPD	1 SPD 1 SPD	N/A 1 SPD	SUPPORTED NO	5.5kW 5.5kW	 TP600 Series 7.1"L x 3.5"H
CS6209BP-US-8 CS6239BP-US-8	BP501-G1 BP501-G3	2 SPD 2 SPD	1 SPD 1 SPD	N/A 1 SPD	SUPPORTED NO	5.5kW 5.5kW	 TP800 Series 10"L x 3.5"H

Also Available in: Plus Ozone Option (-03 Suffix), Titanium Element (-T Suffix) & 4.0kW Heater Assy (-4.0 suffix) Refer to price list for the complete list of model numbers.

ES MODELS

Model	Platform	Spaside Included	Option Code*	Pump	Voltage	Blower	Voltage
ES6100BP-4	BP501-G1	TP400W Series 8.3"L x 2.5"H	-A	1 HP	120	1 HP	120
			-B	1 HP	120	N/A	N/A
ES6200BP-4	BP501-G1	TP400T Series 8.3"L x 2.5"H	-C	1.5 HP	120	1 HP	120
			-C5	1.5 HP	240	1 HP	120
			-D	1.5 HP	120	N/A	N/A
ES6200BP-6 ES6230BP-6	BP501-G1 BP501-G3	TP600 Series 7.1"L x 3.5"H	-D5	1.5 HP	240	N/A	N/A
			-E	2 HP	240	1 HP	120
			-F	2 HP	240	N/A	N/A
			-G	3 HP	240	1 HP	120
ES6200BP-8 ES6230BP-8	BP501-G1 BP501-G3	TP800 Series 10"L x 3.5"H	-H	3 HP	240	N/A	N/A
			-J	4 HP	240	1 HP	120
			-K	4 HP	240	N/A	N/A

*Add Option Code to end of ES Model Number

For a complete list of parts, refer to our Replacement Parts Section in the back of this catalog

CS7000B SLIDE Lite Leader™ Series available with “plus OZONE”

STANDARD FEATURES

- 1.375/5.5KW or 1.0/4.0KW, Slide 15” Heater Assembly
- EZ Access Foot Heater
- Spaside Control - Available as a 2 button or 4 button
- Filtration Cycles - Programmable Duration*
- 12V Light Assembly
- All Circuits Convertible to 120 or 240VAC
- Heater “ON” Indicator Light
- Freeze Protection
- Brushed Aluminum Enclosure
- Easy To Install & Service
- Installation Kit (see below)
- Detailed Owner’s Manual & Wiring Diagram
- US and Canada UL Recognized



HEATER SLIDES FROM BOTTOM TO TOP!





2 Button Spaside Shown



OPTION

- “Plus Ozone” Built-In
- *Only Available on Lite Leader ICON15 Platform

Model	Platform	Pump 1	Pump 2	Blower	Circ Pump	Htr Wattage	Spaside Included
CS7109B-US-15A	LITE LDR	2 SPD	N/A	N/A	N/A	1.0kW	 Lite Leader 2BTN Series 4.5”L x 2.25”H
CS7109B-US-4.0	LITE LDR	2 SPD	N/A	N/A	N/A	4.0kW	
CS7109B-US	LITE LDR	2 SPD	N/A	N/A	N/A	5.5kW	
CS7109B-US-15A-F	LITE LDR ICON15	2 SPD	N/A	N/A	N/A	1.0kW	 Lite Leader ICON15 4BTN Series 6.3”L x 2.25”H
CS7109B-US-4.0-F	LITE LDR ICON15	2 SPD	N/A	N/A	N/A	4.0kW	
CS7109B-US-F	LITE LDR ICON15	2 SPD	N/A	N/A	N/A	5.5kW	

Also Available in: Plus Ozone Option (-03 Suffix), Titanium Element (-T Suffix) & 4.0kW Heater Assy (-4.0 suffix)
 Refer to price list for the complete list of model numbers.

For a complete list of parts, refer to our Replacement Parts Section in the back of this catalog

SYSTEM SPECIFICATIONS

- ELECTRICAL INPUT SPECIFICATION:** SINGLE PHASE,120/240VAC, 60HZ
- ELECTRICAL OUTPUT SPECIFICATION:**
- | | |
|------------|----------------------------|
| CIRCUIT(S) | MAXIMUM AMPS |
| PUMP(S) | 12A |
| OZONE | 1A |
| LIGHT | 1A |
| HEATER | 23A (5.5KW) OR 18A (4.0KW) |
- REQUIRED FLOW RATE:** 25 GPM
- SYSTEM DIMENSIONS:** 15”W x 10”H x 5”D
- SHIPPING WEIGHT:** 15 LBS
- PACKAGING / SHIPPING :** INDIVIDUAL (HQ STOCK)
 FOB CORONA, CA 92880

WARRANTY:
 2 YEAR LIMITED WARRANTY STANDARD

INSTALLATION KIT (Included)

Kit Includes:

- Spaside Control (see above)
- Spaside Label
- Spaside Adapter Plate
8.5”L x 4”H
- 48” Component Cords
- 2” Tailpieces w/Gaskets
- 12V Light Assembly
- Cord Adapters
- Heater Clamps



All HydroQuip control systems include a spaside as standard. If an optional spaside is desired, please contact HydroQuip for more details.

CS7000B WaterPro Lite Leader™ Series available with “plus OZONE”



2 Button Spaside Shown



STANDARD FEATURES



1.375/5.5KW or 1.0/4.0KW, Fixed 15" Heater Assembly
 EZ Access Foot Heater
 Spaside Control - Available as a 2 button or 4 button
 Filtration Cycles - Programmable Duration*
 12V Light Assembly
 All Circuits Convertible to 120 or 240VAC
 Heater "ON" Indicator Light
 Freeze Protection
 Amp Receptacles
 Brushed Aluminum Enclosure
 Easy To Install & Service
 Installation Kit (see below)
 Detailed Owner's Manual & Wiring Diagram
 US and Canada UL Recognized

OPTION

"Plus Ozone" Built-In

*Only Available on Lite Leader ICON15 Platform



Model	Platform	Pump 1	Pump 2	Blower	Circ Pump	Htr Wattage	Spaside Included
CS7100B-U-15A-WP	LITE LDR	2 SPD	N/A	N/A	N/A	1.0kW	 Lite Leader 2BTN Series 4.5"L x 2.25"H
CS7100B-U-4.0-WP	LITE LDR	2 SPD	N/A	N/A	N/A	4.0kW	
CS7100B-U-WP	LITE LDR	2 SPD	N/A	N/A	N/A	5.5kW	
CS7100B-U-15A-WP-F	LITE LDR ICON15	2 SPD	N/A	N/A	N/A	1.0kW	 Lite Leader ICON15 4BTN Series 6.3"L x 2.2"H
CS7100B-U-4.0-WP-F	LITE LDR ICON15	2 SPD	N/A	N/A	N/A	4.0kW	
CS7100B-U-WP-F	LITE LDR ICON15	2 SPD	N/A	N/A	N/A	5.5k	

Also Available in: Plus Ozone Option (-03 Suffix), Titanium Element (-T Suffix) & 4.0kW Heater Assy (-4.0 suffix)
 Refer to price list for the complete list of model numbers.

For a complete list of parts, refer to our Replacement Parts Section in the back of this catalog

INSTALLATION KIT (Included)

Kit Includes:

Spaside Control (see above)
 Spaside Label
 Spaside Adapter Plate
 8.5"L x 4"H
 48" Component Cords
 2" Tailpieces w/Gaskets
 12V Light Assembly



All HydroQuip control systems include a spaside as standard. If an optional spaside is desired, please contact HydroQuip for more details.

SYSTEM SPECIFICATIONS

ELECTRICAL INPUT SPECIFICATION: SINGLE PHASE, 120/240VAC, 60HZ

ELECTRICAL OUTPUT SPECIFICATION:

CIRCUIT(S)	MAXIMUM AMPS
PUMP(S)	12A
BLOWER	12A
OZONE	1A
CIRCULATION PUMP	4A
LIGHT	1A
HEATER	23A (5.5KW) OR 18A (4.0KW)

REQUIRED FLOW RATE:

SYSTEM DIMENSIONS:

SHIPPING WEIGHT:

PACKAGING / SHIPPING :

WARRANTY:

2 YEAR LIMITED WARRANTY STANDARD

CS6000B WaterPro Duplex Series available with "plus OZONE"

STANDARD FEATURES

- M7® Technology Equipped
- 1.375/5.5KW or 1.0/4.0KW, Fixed 15" Heater Assembly
- EZ Access Foot Heater
- Spaside Control
- 12V Light Assembly
- All Circuits Convertible to 120 or 240VAC
- Heater "ON" Indicator Light
- Standard, Economy & Sleep Modes
- Amp Receptacles
- Freeze Protection
- Easy To Install & Service
- Installation Kit (see below)
- Detailed Owner's Manual & Wiring Diagram
- US and Canada UL Recognized



Includes Spaside



OPTIONS

- "Plus Ozone" Built-In
- Various Heater Wattages

Model	Platform	Pump 1	Pump 2	Blower	Circ Pump	Htr Wattage	Spaside Included
CS6100B-U-WP	VS500Z	2 SPD	N/A	N/A	YES	5.5kW	 VL200 Series 4.3"L x 1.6"H
CS6200B-U-WP	VS501Z	2 SPD	1 SPD** or	BLOWER**	YES	5.5kW	
CS6220B-U-WP	VS511Z	2 SPD	2 SPD	N/A	YES	5.5kW	
CS6230B-U-WP*	VS513Z	2 SPD	1 SPD	1 SPD (12A)	YES	5.5kW	
CS6100B-U-F-WP	VS500Z	2 SPD	N/A	N/A	YES	5.5kW	 VL401 Series 6.3"L x 2.2"H
CS6200B-U-F-WP	VS501Z	2 SPD	1 SPD** or	BLOWER**	YES	5.5kW	
CS6220B-U-F-WP	VS511Z	2 SPD	2 SPD	N/A	YES	5.5kW	
CS6230B-U-F-WP*	VS513Z	2 SPD	1 SPD	1 SPD (12A)	YES	5.5kW	

*Pump 2 & Blower Button work in sequence

** Pump 2 OR Blower

Also Available in: Plus Ozone Option (-03 Suffix), Titanium Element (-T Suffix) & 4.0kW Heater Assy (-4.0 suffix)
 Refer to price list for the complete list of model numbers.

For a complete list of parts, refer to our Replacement Parts Section in the back of this catalog

SYSTEM SPECIFICATIONS

ELECTRICAL INPUT SPECIFICATION: SINGLE PHASE, 120/240VAC, 60HZ

ELECTRICAL OUTPUT SPECIFICATION:

CIRCUIT(S)	MAXIMUM AMPS
PUMP(S)	12A
BLOWER	12A
OZONE	1A
CIRCULATION PUMP	4A
LIGHT	1A
HEATER	23A (5.5KW) OR 18A (4.0KW)

REQUIRED FLOW RATE:

25 GPM

SYSTEM DIMENSIONS:

15"W x 11"H x 6"D

SHIPPING WEIGHT:

18 LBS

PACKAGING / SHIPPING :

INDIVIDUAL (HQ STOCK)
 FOB CORONA, CA 92880

WARRANTY:

2 YEAR LIMITED WARRANTY STANDARD

INSTALLATION KIT (Included)

Kit Includes:

- Spaside Control (see above)
- Spaside Labels
- Spaside Adapter Plate
8.5"L x 4"H
- 48" Component Cords
- 2" Tailpieces w/Gaskets
- 12V Light Assembly



All HydroQuip control systems include a spaside as standard. If an optional spaside is desired, please contact HydroQuip for more details.

CS6000B WaterPro Serial Series available with "plus OZONE"



Includes Spaside




STANDARD FEATURES

M7® Technology Equipped
 1.375/5.5KW or 1.0/4.0KW, Fixed 15" Heater Assembly
 EZ Access Foot Heater
 Spaside Control
 12V Light Assembly
 All Circuits Convertible to 120 or 240VAC
 Heater "ON" Indicator Light
 Standard, Economy & Sleep Modes
 Amp Receptacles
 Freeze Protection
 Easy To Install & Service
 Installation Kit (see below)
 Detailed Owner's Manual & Wiring Diagram
 US and Canada UL Recognized

OPTIONS

"Plus Ozone" Built-In
 Various Heater Wattages



Model	Platform	Pump 1	Pump 2	Blower	Circ Pump	Htr Wattage	Spaside Included
CS6220B-UZ-WP	VS511SZ	2 SPD	2 SPD	N/A	YES	5.5kW	 VL701S Series 7.4"L x 3.2"H
CS6230B-UZ-WP	VS510SZ	2 SPD	1 SPD	1 SPD (12A)	YES	5.5kW	
CS6330B-UZ-WP	VS520SZ	2 SPD	2 SPD	1 SPD (12A)	YES	5.5kW	

Also Available in: Plus Ozone Option (-03 Suffix), Titanium Element (-T Suffix) & 4.0kW Heater Assy (-4.0 suffix)
 Refer to price list for the complete list of model numbers.

SPASIDE OPTIONS



Auxiliary Spaside
 HQ PT#: 34-51574-K
 7.5"L x 2.3"H

For a complete list of parts, refer to our Replacement Parts Section in the back of this catalog

INSTALLATION KIT (Included)

Kit Includes:

Spaside Control (see above)
 Spaside Labels
 Spaside Adapter Plate
 8.5"L x 4"H
 48" Component Cords
 2" Tailpieces w/Gaskets
 12V Light Assembly



All HydroQuip control systems include a spaside as standard. If an optional spaside is desired, please contact HydroQuip for more details.

SYSTEM SPECIFICATIONS

ELECTRICAL INPUT SPECIFICATION: SINGLE PHASE, 120/240VAC, 60HZ

ELECTRICAL OUTPUT SPECIFICATION:

CIRCUIT(S)	MAXIMUM AMPS
PUMP(S)	12A
BLOWER	12A
OZONE	1A
CIRCULATION PUMP	4A
LIGHT	1A
HEATER	23A (5.5KW) OR 18A (4.0KW)

REQUIRED FLOW RATE:

25 GPM

SYSTEM DIMENSIONS:

15"W x 11"H x 6"D

SHIPPING WEIGHT:

18 LBS

PACKAGING / SHIPPING :

INDIVIDUAL (HQ STOCK)

7.4"L x 3.2"H
 FOB CORONA, CA 92880

WARRANTY:

2 YEAR LIMITED WARRANTY STANDARD

CS9700B Series available with "plus OZONE"



Includes Spaside





Some Assembly Required Includes Spaside



STANDARD FEATURES

- 1.00/4.0KW, 16.25" Heater Assembly
- EZ Access Foot Heater
- Spaside Control
- 12V Light Assembly
- All Circuits Convertible to 120 or 240VAC
- Heater "ON" Indicator Light
- Smart-Econ Economy Mode Settings
- Smart-Freeze Protection
- Installation Kit (see below)
- Easy to Install & Service
- Detailed Owner's Manual & Wiring Diagram



CS MODELS

Model	Platform	Pump 1	Pump 2	Pump 3	Blower	Ozone	Circ Pump	12V Light	Spaside Included
CS9709B-U-ML550-4.0	EL2000	1 or 2 SPD	1 or 2 SPD	1 SPD	1 SPD	YES	YES	YES	 PT# 34-53392-K ML550, 13.7"L x 2.5"H
CS9709B-U-ML700-4.0	EL2000	1 or 2 SPD	1 or 2 SPD	1 SPD	1 SPD	YES	YES	YES	 PT# 34-52649-K ML700, 9.8"L x 3.1"H

Also Available in Versi-Heat Series w/ 60" Htr Cord (-VH suffix) and Less Heater Series (-LH suffix) & Plus Ozone Option (-03 suffix)

Refer to price list for the complete list of model numbers.

ES MODELS

Model	Platform	Spaside Included	Option Code*	Pump	Voltage	Blower	Voltage
ES9700B-U-ML550-4.0	EL2000	 PT# 34-53392-K ML550, 13.7"L x 2.5"H	-A	1 HP	120	1 HP	120
			-B	1 HP	120	N/A	N/A
			-C	1.5 HP	120	1 HP	120
			-C5	1.5 HP	240	1 HP	120
			-D	1.5 HP	120	N/A	N/A
ES9700B-U-ML700-4.0	EL2000	 PT# 34-52649-K ML700, 9.8"L x 3.1"H	-D5	1.5 HP	240	N/A	N/A
			-E	2 HP	240	1 HP	120
			-F	2 HP	240	N/A	N/A
			-G	3 HP	240	1 HP	120
			-H	3 HP	240	N/A	N/A
			-J	4 HP	240	1 HP	120
			-K	4 HP	240	N/A	N/A

*Add Option Code to end of ES Model Number

For a complete list of parts, refer to our Replacement Parts Section in the back of this catalog

Lo-Flo Circulation Series available with “plus OZONE”





STANDARD FEATURES

1.0/4.0kW Lo-Flo Heater Assy
 Spaside Control (Varies depending on model)
 12V Light Assembly
 Heater “ON” Indicator Light
 Titanium Low Watt Density Heater Element
 3/4” x 1” Barb Adapter
 Smart-Freeze Protection
 Flow Switch Protected
 Installation Kit (see below)
 Detailed Owner’s Manual & Wiring Diagram
 US and Canada UL Recognized



OPTIONS

“Plus Ozone” Built-In
 Laing or Grundfos Circulation Pumps

Model	Platform	Pump 1	Pump 2	Pump 3	Blower	Circ Pump	Htr Wattage	Spaside Included
CS9234M1-U-LF	Balboa M-1	1 SPD	1 SPD	N/A	1 SPD	YES	4.0kW	 VL200 Spaside
CS9234M1-F-U-LF	Balboa M-1	1 SPD	1 SPD	N/A	1 SPD	YES	4.0kW	 VL401 Spaside
CS9234M3-U-LF-801	Balboa M-3	1 SPD	2 SPD	N/A	1 SPD	YES	4.0kW	 VL801D Spaside
CS9234M3-U-LF-701	Balboa M-3	1 SPD	1 SPD	N/A	1 SPD	YES	4.0kW	 VI701 Spaside

Also Available in: Plus Ozone Option (-03 Suffix)
 Refer to price list for the complete list of model numbers.

COMPATIBLE WITH LAING, GRUNDFOS & WATERWAY CIRCULATION PUMPS



Laing Pump
E-3



Laing Pump
E-5



Laing Pump
E-10



Sundance
Laing Pump E-10



Laing Pump
E-14



Grundfos Pump



Waterway Tiny
Might Pump



Waterway Iron
Might Pump

For a complete list of available Circulation Pumps, please see page 9.26

SYSTEM SPECIFICATIONS

ELECTRICAL INPUT SPECIFICATION: SINGLE PHASE, 120/240VAC, 60HZ

ELECTRICAL OUTPUT SPECIFICATION:

CIRCUIT(S)	MAXIMUM AMPS
PUMP(S)	13A
BLOWER	8A
OZONE	2A
CIRCULATION PUMP	5A
LIGHT	1A
HEATER	23A

SYSTEM DIMENSIONS: 22.5”W x 14.75”H x 7”D

DIMENSIONS OF CONTROL BOXES & SHIPPING WEIGHT:

CS9xx4: 22.5”W x 14.75”H x 7”D 23 LBS

WARRANTY:

2 YEAR LIMITED WARRANTY STANDARD

INSTALLATION KIT (Included)

Kit Includes:

Spaside Control (See above)

Spaside Label

Spaside Adapter Plate
8.5”L x 3.5”H

48” Component Cords

Flow Switch Tee Assy

3/4” Clear Tubing

SS Clamps

12V Light Assembly

3/4” X 1” Barb Adapter








All HydroQuip control systems include a spaside as standard. If an optional spaside is desired, please contact HydroQuip for more details.

Lo-Flo Circulation Series available with “plus OZONE”

STANDARD FEATURES

- M7® Technology Equipped
- 1.325/5.5KW, 15” Heater Assembly
- Wifi Compatible
- Spaside Control & Adapter Plate Included
- 12V Light Assembly
- All Circuits Convertible to 120 or 240VAC
- Easy To Install & Service
- US and Canada UL Recognized



BWG™# HQ#	Platform	Wifi Module	Pump 1	Pump 2	Blower	Pump 3	Circ Pump*	Htr Wattage	Spaside
BP6202-5T-4	BP501G1	YES	1 SPD	N/A	N/A	N/A	SUPPORTED	4.0kW	 TP400W Series 8.3”L x 2.5”H
BP6202-5T-4T	BP501G1	YES	1 SPD	1 SPD	1 SPD	N/A	SUPPORTED	4.0kW	 TP400T Series 8.3”L x 2.5”H
BP6202-5T-5	BP501G1	YES	1 SPD	1 SPD	1 SPD	N/A	SUPPORTED	4.0kW	 TP500 Series 6.1”L x 2.0”H
BP6302-5T-6	BP501G1	YES	1 SPD	1 SPD	1 SPD	N/A	SUPPORTED	4.0kW	 TP600 Series 7.1”L x 3.5”H
BP6302-5T-8	BP501G3	YES	2 SPD	1 SPD	1 SPD	1 SPD	NO	4.0kW	 TP800 Series 10”L x 3.5”H

SYSTEM SPECIFICATIONS

ELECTRICAL INPUT SPECIFICATION: SINGLE PHASE, 120/240VAC, 60HZ

ELECTRICAL OUTPUT SPECIFICATION:

CIRCUIT(S)	MAXIMUM AMPS
PUMP(S)	13A
BLOWER	8A
OZONE	2A
CIRCULATION PUMP	5A
LIGHT	1A
HEATER	23A

SYSTEM DIMENSIONS: 22.5”W x 14.75”H x 7”D

DIMENSIONS OF CONTROL BOXES & SHIPPING WEIGHT:

CS9xx4: 22.5”W x 14.75”H x 7”D 23 LBS

WARRANTY:
2 YEAR LIMITED WARRANTY STANDARD

INSTALLATION KIT (Included)

Kit Includes:

- Spaside Control (See above)
- Spaside Label
- Spaside Adapter Plate
8.5”L x 3.5”H
- 48” Component Cords
- Flow Switch Tee Assy
- 3/4” Clear Tubing
- SS Clamps
- 12V Light Assembly
- 3/4” X 1” Barb Adapter



All HydroQuip control systems include a spaside as standard. If an optional spaside is desired, please contact HydroQuip for more details.



Balboa® OEM Controls

Standard Features For Balboa® Systems:

- “VS” Series & “BP” Series Platforms
- M7 Technology Equipped
- Standard, Economy & Sleep Modes
- Freeze Protection
- Spaside Control Included (Retrofit Kits Only)
- 12V Light Assembly (Retrofit Kits Only)
- All Circuits Convertible to 120 or 240Vac
- Easy to Install
- Cords Included (Retrofit Kits Only)
- US and Canada UL Recognized



HYDROQUIP[™]
THE **SMART CHOICE**[™]

Made in the USA

BP Series Retrofit Kit

STANDARD FEATURES

- M7® Technology Equipped
- 1.325/5.5KW, 15" Heater Assembly
- Wifi Compatible
- Spaside Control & Adapter Plate Included
- 12V Light Assembly
- All Circuits Convertible to 120 or 240VAC
- Easy To Install & Service
- US and Canada UL Recognized



BWG™ # HQ#	Platform	Wifi Module	Pump 1	Pump 2	Blower	Pump 3	Circ Pump*	Htr Wattage	Spaside
54837 50-54837-Z	BP501G1	NO	1 SPD	N/A	N/A	N/A	SUPPORTED	5.5kW	 TP400W Series 8.3"L x 2.5"H
54832 50-54832-Z	BP501G1	YES	1 SPD	N/A	N/A	N/A	SUPPORTED	5.5kW	
54838 50-54838-Z	BP501G1	NO	1 SPD	1 SPD or 1 SPD	N/A	N/A	SUPPORTED	5.5kW	 TP400T Series 8.3"L x 2.5"H
54833 50-54833-Z	BP501G1	YES	1 SPD	1 SPD or 1 SPD	N/A	N/A	SUPPORTED	5.5kW	
54834 50-54834-Z	BP501G1	NO	1 SPD	1 SPD or 1 SPD	N/A	N/A	SUPPORTED	5.5kW	 TP600 Series 7.1"L x 3.5"H
54829 50-54829-Z	BP501G1	YES	1 SPD	1 SPD or 1 SPD	N/A	N/A	SUPPORTED	5.5kW	
54835 50-54835-Z	BP501G3	NO	2 SPD	1 SPD	1 SPD or 1 SPD	NO	NO	5.5kW	 TP800 Series 10"L x 3.5"H
54830 50-54830-Z	BP501G3	YES	2 SPD	1 SPD	1 SPD or 1 SPD	NO	NO	5.5kW	
54836 50-54836-Z	BP2000G1	NO	1 SPD	1 SPD	1 SPD	1 SPD	SUPPORTED	5.5kW	
54831 50-54831-Z	BP2000G1	YES	1 SPD	1 SPD	1 SPD	1 SPD	SUPPORTED	5.5kW	

bwa™ Wi-Fi Module Kit



Wi-Fi Module Kit
BWG# 51159
HQ# 34-51159



Use of Wi-Fi requires downloading the Balboa Worldwide App (bwa™) for your smart device.

SYSTEM SPECIFICATIONS

ELECTRICAL INPUT SPECIFICATION: SINGLE PHASE, 120/240VAC, 60HZ

ELECTRICAL OUTPUT SPECIFICATION:

CIRCUIT(S)	MAXIMUM AMPS
PUMP(S)	12A
BLOWER	12A
OZONE	1A
CIRCULATION PUMP	4A
LIGHT	1A
HEATER	23A

*REQUIRED FLOW RATE: 25 GPM

SYSTEM DIMENSIONS BP501: 15"W x 11"H x 6"D

SYSTEM DIMENSIONS BP2000: 15"W x 12"H x 6"D

SHIPPING WEIGHT: 15 LBS

PACKAGING / SHIPPING : INDIVIDUAL
FOB CORONA, CA 92880

SYSTEMS INCLUDE

Kit Includes:

- Spaside Control (see above)
- Spaside Label
- Spaside Adapter Plate
- 2" Tailpieces w/Gaskets
- 12V Light Assembly






VS Series Retrofit Kits



STANDARD FEATURES

- M7[®] Technology Equipped
- 1.325/5.5KW, 15" Heater Assembly
- Spaside Control & Adapter Plate Included
- 12V Light Assembly
- All Circuits Convertible to 120 or 240VAC
- Standard, Economy & Sleep Modes
- Easy To Install & Service
- US and Canada UL Recognized

Balboa® OEM

BWG# HQ#	Platform	Pump 1	Pump 2	Blower	Circ Pump*	Htr Wattage	Spaside
54219-Z 50-54219-Z	VS500Z	2 SPD	N/A	N/A	YES	5.5kW	
54220-Z 50-54220-Z	VS501Z	2 SPD	1 SPD** or	BLOWER**	YES	5.5kW	VL-200 Series LCD 4.3"L x 1.6"H
54216-Z 50-54216-Z	VS500Z	2 SPD	N/A	N/A	YES	5.5kW	
54217-Z 50-54217-Z	VS501Z	2 SPD	1 SPD** or	BLOWER**	YES	5.5kW	VL-403 Series LED 6.3"L x 2.2"H
54218-Z 50-54218-Z	VS510SZ	2 SPD	1 SPD	1 SPD (12A)	YES	5.5kW	

** Pump 2 OR Blower

SYSTEMS INCLUDE

Kit Includes:

- Spaside Control (see above)
- Spaside Label(s)
- Spaside Adapter Plate
- 2" Tailpieces w/Gaskets
- 12V Light Assembly



SYSTEM SPECIFICATIONS

ELECTRICAL INPUT SPECIFICATION: SINGLE PHASE, 120/240VAC, 60HZ

ELECTRICAL OUTPUT SPECIFICATION:

CIRCUIT(S)	MAXIMUM AMPS
PUMP(S)	12A
BLOWER	12A
OZONE	1A
CIRCULATION PUMP	4A
LIGHT	1A
HEATER	23A

***REQUIRED FLOW RATE:**

25 GPM

SYSTEM DIMENSIONS:

15"W x 11"H x 5"D

SHIPPING WEIGHT:

14 LBS

PACKAGING / SHIPPING :

INDIVIDUAL

FOB CORONA, CA 92880



VS Duplex / Serial / Deluxe / BP Series



VS100 Series

STANDARD FEATURES

- M7® Technology Equipped
- Standard, Economy & Sleep Modes
- Freeze Protection
- Easy To Install & Service
- US and Canada UL Recognized

VS & BP SERIES FEATURES

- 1.325/5.5KW, 15" Heater Assembly
- All Circuits Convertible to 120 or 240VAC

VS100 FEATURES

- 1.0/4.0kW, 1.5"X10" Heater Assembly
- 120/240V, 60Hz
- 12V Light Assembly
- 120V, 2 Speed Pump
- 120V Ozone



For a complete list of compatible Spasides, Refer to page 8.11-8.14

VS500 Duplex Series

BWG# HQ#	Platform	Htr Wattage	Htr Material	BWG# HQ#	Platform	Htr Wattage	Htr Material
54370 51-54370-Z	VS500Z	4.0	Incoloy	54368 51-54368-Z	VS500Z	5.5	Incoloy
5xxxx 51-5xxxx-Z	VS500Z	4.0	Titanium	5xxxx 51-5xxxx-Z	VS500Z	5.5	Titanium
54379 51-54379-Z	VS501Z	4.0	Incoloy	54356 51-54356-Z	VS501Z	5.5	Incoloy
56258 51-56258-Z	VS501Z	4.0	Titanium	5xxxx 51-5xxxx-Z	VS501Z	5.5	Titanium

VS500 Serial Series

BWG# HQ#	Platform	Htr Wattage	Htr Material	BWG# HQ#	Platform	Htr Wattage	Htr Material
54559 51-54559-Z	VS510SZ	4.0	Incoloy	54371 51-54371-Z	VS510SZ	5.5	Incoloy
5xxxx 51-5xxxx-Z	VS510SZ	4.0	Titanium	5xxxx 51-5xxxx-Z	VS510SZ	5.5	Titanium
5xxxx 51-5xxxx-Z	VS501SZ	4.0	Incoloy	54377 51-54377-Z	VS501SZ	5.5	Incoloy
5xxxx 51-5xxxx-Z	VS501SZ	4.0	Titanium	5xxxx 51-5xxxx-Z	VS501SZ	5.5	Titanium
56224 51-56224-Z	VS520SZ	4.0	Incoloy	56007 51-56007-Z	VS520SZ	5.5	Incoloy
5xxxx 51-5xxxx-Z	VS520SZ	4.0	Titanium	5xxxx 51-5xxxx-Z	VS520SZ	5.5	Titanium

BP Series

BWG# HQ#	Platform	Htr Wattage	Htr Material	BWG# HQ#	Platform	Htr Wattage	Htr Material
56567 51-56567-Z	BP501G1	4.0	Incoloy	56485 51-56485-Z	BP501G1	5.5	Incoloy
5xxxx 51-5xxxx-Z	BP501G1	4.0	Titanium	56487 51-56487-Z	BP501G1	5.5	Titanium
5xxxx 51-5xxxx-Z	BP501G2	4.0	Incoloy	56480 51-56480-Z	BP501G2	5.5	Incoloy
5xxxx 51-5xxxx-Z	BP501G2	4.0	Titanium	56482 51-56482-Z	BP501G2	5.5	Titanium
56901 51-56901-Z	BP501G3	4.0	Incoloy	56582 51-56582-Z	BP501G3	5.5	Incoloy
5xxxx 51-5xxxx-Z	BP501G3	4.0	Titanium	56584 51-56584-Z	BP501G3	5.5	Titanium
5xxxx 51-5xxxx-Z	BP2000G1	4.0	Incoloy	56377 51-56377-Z	BP2000G1	5.5	Incoloy
56589 51-56589-Z	BP2000G1	4.0	Titanium	56379 51-56379-Z	BP2000G1	5.5	Titanium

OPTIONAL ACCESSORIES

LIGHT ASSEMBLY (Sold Separately)

37-0001 Spa Light Assembly



COMPONENT CORDS (Sold Separately)

- 30-1001A 48" Amp Cord, 14/4
- 30-0018 48" Amp Cord, 18/3
- 30-0024 48" Amp Cord, 14/3
- 30-1001E 72" Amp Cord, 14/4
- 30-1002C 72" Amp Cord, 14/3

PLACARDS (Sold Separately)



- 80-11718 VL200, VL240, VL260
- 80-11109 VL400, VL401, VL403
- 80-10165 VL402, VL404
- 80-15380 VL406U



SYSTEM SPECIFICATIONS

ELECTRICAL INPUT SPECIFICATION: SINGLE PHASE, 120/240VAC, 60HZ

ELECTRICAL OUTPUT SPECIFICATION:

CIRCUIT(S)	MAXIMUM AMPS
PUMP(S)	12A
BLOWER	12A
OZONE	1A
CIRCULATION PUMP	4A
LIGHT	1A
HEATER	23A

*REQUIRED FLOW RATE:

25 GPM

SYSTEM DIMENSIONS VS/BP:

15"W x 11"H x 6"D

SYSTEM DIMENSIONS BP2000:

15"W x 12"H x 6"D

SYSTEM DIMENSIONS VS100:

7.5"W x 6.5"H x 2.5"D

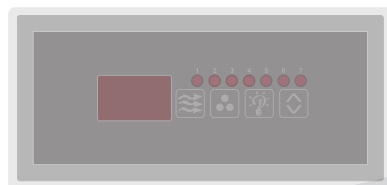
SHIPPING WEIGHT:

11 LBS

PACKAGING / SHIPPING :

INDIVIDUAL
FOB CORONA, CA 92880





Gecko Series by Hydro-Quip

SYSTEMS INCLUDE INSTALLATION KIT

SYSTEM SPECIFICATIONS

Kit Includes:

- Spaside Control
- Spaside Labels
- Spaside Adapter Plate
- 48" Component Cords
- 2" Tailpieces w/Gaskets
- 12V Light Assembly
- Heater Clamps

Installation Kits may vary depending on system



ELECTRICAL INPUT SPECIFICATION: SINGLE PHASE, 120/240VAC, 60HZ
ELECTRICAL OUTPUT SPECIFICATION:

CIRCUIT(S)	MAXIMUM AMPS
PUMP(S)	15A
BLOWER	15A
OZONE	10A
CIRCULATION PUMP	10A
12V LIGHT	1A
HEATER	23A

SYSTEM DIMENSIONS:

(CS) 15"W x 11"H x 6"D
 (ES) 21.5"W x 12"H x 15"D


SHIPPING WEIGHT:
PACKAGING / SHIPPING :

(CS) 18 LBS (ES) 58.7 LBS
 INDIVIDUAL (HQ STOCK)
 FOB CORONA, CA 92880

WARRANTY:

2 YEAR LIMITED WARRANTY STANDARD

CS6000 SLIDE Y Series available with "plus OZONE"



STANDARD FEATURES

- Fixed 1.375/5.5KW, 15" Heater Assembly
- Wi-Fi Enabled*
- EZ Access Foot Heater
- Spaside Control
- 12V Light Assembly
- All Circuits Convertible to 120 or 240VAC
- Heater "ON" Indicator Light
- Pressure Switch Protection
- Smart-Freeze Protection
- Easy to Install & Service
- Installation Kit (see below)
- Detailed Owners Manual & Wiring Diagram




- US and Canada UL Recognized
- *Requires optional Wi-Fi Module

OPTIONS

- "Plus Ozone" Built-In
- Versi-Heat Remote Heater with 60" Cords
- Various Heater Wattages
- Less Heater Model

Gecko Series

CS MODELS

Model	Platform	Pump 1	Pump 2	Blower	Ozone	Circ Pump	Htr Wattage	Spaside Included
CS6209Y-US CS6229Y-US	ye-5 ye-5	2 SPD 2 SPD	1 SPD** 2 SPD	or BLOWER** N/A	YES YES	YES YES	5.5kW 5.5kW	 in.k200 Series 4.75"L x 2"H
CS6209Y-US-F CS6229Y-US-F	ye-5 ye-5	2 SPD 2 SPD	1 SPD** 2 SPD	or BLOWER** N/A	YES YES	YES YES	5.5kW 5.5kW	 in.k19 Spaside 7"L x 3.25"H
CS6239Y-US CS6339Y-US	ye-5 ye-5	2 SPD 2 SPD	1 SPD 2 SPD	1 SPD (8A) 1 SPD (8A)	YES YES	YES YES	5.5kW 5.5kW	 in.k450 Spaside 7"L x 3.25"H, 10' Cord




** Pump 2 or Blower only

IN-TOUCH2 MODULE (OPTIONAL)



Also Available in Versi-Heat Series w/ 60" Htr Cord (-VH suffix), Less Heater Series (-LH suffix) & Plus Ozone Option (-03 suffix)
Refer to price list for the complete list of model numbers.

ES MODELS

Model	Platform	Spaside Included	Option Code*	Pump	Voltage	Blower	Voltage
ES6200Y ES6220Y	ye-5 ye-5	in.k200 Series 4.75"L x 2"H 	-A -B -C	1 HP 1 HP 1.5 HP	120 120 120	1 HP N/A 1 HP	120 N/A 120
ES6200Y-F ES6220Y-F	ye-5 ye-5	in.k19 Spaside 7"L x 3.25"H 	-C5 -D -D5	1.5 HP 1.5 HP 1.5 HP	240 120 240	1 HP N/A N/A	120 N/A N/A
ES6230Y ES6330Y	ye-5 ye-5	in.k450 Spaside 7"L x 3.25"H, 10' Cord 	-E -F -G -H -J -K	2 HP 2 HP 3 HP 3 HP 4 HP 4 HP	240 240 240 240 240 240	1 HP N/A 1 HP N/A 1 HP N/A	120 N/A 120 N/A 120 N/A

*Add Option Code to end of ES Model Number

For a complete list of parts, refer to our Replacement Parts Section in the back of this catalog

CS4000 SLIDE Y Pump Mount Series available with “plus OZONE”



STANDARD FEATURES

- SLIDE** 1.375/5.5KW, 15" Heater Assembly
- Wi-Fi Enabled*
- Spaside Control
- 12V Light Assembly
- All Circuits Convertible to 120 or 240VAC
- Heater "ON" Indicator Light
- Smart-Freeze Protection

- Pressure Switch Protected
- Easy to Install and Service
- Installation Kit (see below)
- Detailed Owner's Manual & Wiring Diagram
- US and Canada UL Recognized
- *Requires optional Wi-Fi Module

OPTIONS

- "Plus Ozone" Built-In
- Versi-Heat Remote Heater with 60" Cords
- Various Heater Wattages
- Full Size Spaside Controls (standard on some models)

CS MODELS

Model	Platform	Pump 1	Pump 2	Blower	Ozone	Circ Pump	Htr Wattage	Spaside Included
CS4209Y-US CS4229Y-US	ye-5 ye-5	2 SPD 2 SPD	1 SPD** or 2 SPD	BLOWER** N/A	YES YES	YES YES	5.5kW 5.5kW	 in.k200 Series 4.75"L x 2"H
CS4209Y-US-F CS4229Y-US-F	ye-5 ye-5	2 SPD 2 SPD	1 SPD** or 2 SPD	BLOWER** N/A	YES YES	YES YES	5.5kW 5.5kW	 in.k19 Spaside 7"L x 3.25"H
CS4239Y-US CS4339Y-US	ye-5 ye-5	2 SPD 2 SPD	1 SPD 2 SPD	1 SPD (8A) 1 SPD (8A)	YES YES	YES YES	5.5kW 5.5kW	 in.k450 Spaside 7"L x 3.25"H, 10' Cord

**** Pump 2 or Blower only**

IN-TOUCH2 MODULE (OPTIONAL)



Also Available in Versi-Heat Series w/ 60" Htr Cord (-VH suffix)
& Plus Ozone Option (-03 suffix)
Refer to price list for the complete list of model numbers.

ES MODELS


Model	Platform	Spaside Included	Option Code*	Pump	Voltage	Blower	Voltage
ES4200Y ES4220Y	ye-5 ye-5	in.k200 Series 4.75"L x 2"H 	-A -B -C	1 HP 1 HP 1.5 HP	120 120 120	1 HP N/A 1 HP	120 N/A 120
ES4200Y-F ES4220Y-F	ye-5 ye-5	in.k19 Spaside 7"L x 3.25"H 	-C5 -D -D5 -E -F -G	1.5 HP 1.5 HP 1.5 HP 2 HP 2 HP 3 HP	240 120 240 240 240 240	1 HP N/A N/A 1 HP N/A 1 HP	120 N/A N/A 120 N/A 120
ES4230Y ES4330Y	ye-5 ye-5	in.k450 Spaside 7"L x 3.25"H, 10' Cord 	-H -J -K	3 HP 4 HP 4 HP	240 240 240	N/A 1 HP N/A	N/A 120 N/A

*Add Option Code to end of ES Model Number

For a complete list of parts, refer to our Replacement Parts Section in the back of this catalog

Gecko Series

CS9700 SLIDE Deluxe Y Series available with "plus OZONE"



STANDARD FEATURES

- SLIDE** 1.375/5.5KW, 16.25" Heater Assembly
- Wi-Fi Enabled*
- EZ Access Foot Heater
- Spaside Control
- 12V Light Assembly
- All Circuits Convertible to 120 or 240VAC
- Heater "ON" Indicator Light
- Smart-Econ Economy Mode Settings
- Pressure Switch Protected
- Smart-Freeze Protection
- "VDS" Visual Diagnostics
- Installation Kit (see below)
- Easy to Install & Service
- Detailed Owner's Manual & Wiring Diagram
- *Requires optional Wi-Fi Module

OPTIONS

- "Plus Ozone" Built-In
- Versi-Heat Remote Heater with 60" Cord
- Less Heater Model
- IR Remote Control Kit
- Auxiliary Spaside

CS MODELS

Model	Platform	Pump 1	Pump 2	Pump 3	Blower	Aux Circuit	Ozone	Circ Pump	12V Light	Spaside Included
-------	----------	--------	--------	--------	--------	-------------	-------	-----------	-----------	------------------

CS9709Y-US	ye-7	1 or 2 SPD	1 or 2 SPD	1 SPD	1 SPD	2	YES	YES	1-3 STEP	
------------	------	------------	------------	-------	-------	---	-----	-----	----------	--



in.k450 Spaside
7"L x 3.25"H, 10' Cord

Also Available in Versi-Heat Series w/ 60" Htr Cord (-VH suffix) and Less Heater Series (-LH suffix) & Plus Ozone Option (-O3 suffix)

Refer to price list for the complete list of model numbers.

IN-TOUCH2 MODULE (OPTIONAL)



ES MODELS

Model	Platform	Spaside Included	Option Code*	Pump	Voltage	Blower	Voltage
ES9700Y	ye-7	 in.k450 Spaside 7"L x 3.25"H, 10' Cord	-A	1 HP	120	1 HP	120
			-B	1 HP	120	N/A	N/A
			-C	1.5 HP	120	1 HP	120
			-C5	1.5 HP	240	1 HP	120
			-D	1.5 HP	120	N/A	N/A
			-D5	1.5 HP	240	N/A	N/A
			-E	2 HP	240	1 HP	120
			-F	2 HP	240	N/A	N/A
			-G	3 HP	240	1 HP	120
			-H	3 HP	240	N/A	N/A
			-J	4 HP	240	1 HP	120
-K	4 HP	240	N/A	N/A			

*Add Option Code to end of ES Model Number

For a complete list of parts, refer to our Replacement Parts Section in the back of this catalog

Gecko Series

PRODUCT UPDATE




The Gecko 7500 Series has been discontinued due to manufacturing changes and is being replaced by the Gecko 6200Y Series Systems. The replacement systems are listed below, see indicated page for more details.

Model:


CS7500-U-15A-F-WP	Replaced by:	CS6200Y-U-15A-F-WP	See page 3.6
CS7500-U-15A-WP	Replaced by:	CS6200Y-U-15A-WP	See page 3.6
CS7500-U-F-WP	Replaced by:	CS6200Y-U-F-WP	See page 3.6
CS7500-U-WP	Replaced by:	CS6200Y-U-WP	See page 3.6
CS7507-U-F-LH	Replaced by:	CS6207Y-U-F-LH	See page 3.1
CS7507-U-LH	Replaced by:	CS6207Y-U-LH	See page 3.1
CS7507-U-LH-EX	Replaced by:	CS6207Y-U-LH-EX	See page 3.1
CS7508-U-VH	Replaced by:	CS6208Y-U-VH	See page 3.1
CS7509-US	Replaced by:	CS6209Y-US	See page 3.1
CS7509-US-15A	Replaced by:	CS6209Y-US-15A	See page 3.1
CS7509-US-4.0	Replaced by:	CS6209Y-US-4.0	See page 3.1

Gecko Series

Measurement Comparisons



7500 Series



6200Y Series

CS6000 WaterPro Y Series available with “plus OZONE”

STANDARD FEATURES

- Fixed 1.375/5.5KW, 15” Heater Assembly
- Wi-Fi Enabled*
- EZ Access Foot Heater
- Spaside Control
- 12V Light Assembly
- All Circuits Convertible to 120 or 240VAC
- Heater “ON” Indicator Light
- Amp Receptacles
- Smart-Freeze Protection
- Pressure Switch Protected
- Installation Kit (see below)
- Detailed Owner’s Manual & Wiring Diagram
- US and Canada UL Recognized
- *Requires optional Wi-Fi Module





Includes Spaside



OPTIONS

“Plus Ozone” Built-In

Gecko Series

Model	Platform	Pump 1	Pump 2	Blower	Ozone	Circ Pump	Htr Wattage	Spaside Included
CS6200Y-U-WP	ye-5	2 SPD	1 SPD** or	BLOWER**	YES	YES	5.5kW	 in.k200 Series 4.75”L x 2”H
CS6220Y-U-WP	ye-5	2 SPD	2 SPD	N/A	YES	YES	5.5kW	
CS6230Y-U-WP	ye-5	2 SPD	1 SPD	1 SPD (8A)	YES	YES	5.5kW	 in.k450 Spaside 7”L x 3.25”H, 10’ Cord
CS6330Y-U-WP	ye-5	2 SPD	2 SPD	1 SPD (8A)	YES	YES	5.5kW	

-F = Full size spaside on CS6200 & 6220 models only. (Add -F to the end of “CS” model number) ** Pump 2 or Blower only

Also Available in Plus Ozone Option (-03 suffix)
 Refer to price list for the complete list of model numbers.

IN-TOUCH2 MODULE (OPTIONAL)



Wi-Fi Module Kit
 PT# 34-0216G-K

For a complete list of compatible Spasides, Refer to page 8.10

SYSTEM SPECIFICATIONS

ELECTRICAL INPUT SPECIFICATION: SINGLE PHASE, 120/240VAC, 60HZ

ELECTRICAL OUTPUT SPECIFICATION:

CIRCUIT(S)	MAXIMUM AMPS
PUMP(S)	13A
BLOWER	8A
OZONE	2A
CIRCULATION PUMP	5A
LIGHT	1A
HEATER	23A

SYSTEM DIMENSIONS: 15”W x 11”H x 4”D

SHIPPING WEIGHT: 14 LBS

PACKAGING / SHIPPING : INDIVIDUAL (HQ STOCK)
 FOB CORONA, CA 92880

WARRANTY:
 2 YEAR LIMITED WARRANTY STANDARD

INSTALLATION KIT (Included)

Kit Includes:

- Spaside Control (See above)
- Spaside Label
- Spaside Adapter Plate
- 48” Component Cords
- 2” Tailpieces w/Gaskets
- 12V Light Assembly



All HydroQuip control systems include a spaside as standard. If an optional spaside is desired, please contact your HydroQuip representative for more details.

Lo-Flo Circulation Series available with “plus OZONE”



STANDARD FEATURES

- 1.375/5.5kW Lo-Flo Slide Heater Assy
- Wi-Fi Enabled*
- Spaside Control (Varies depending on model)
- 12V Light Assembly
- Heater “ON” Indicator Light
- Titanium Low Watt Density Heater Element
- 3/4” x 1” Barb Adapter
- Smart-Freeze Protection
- Flow Switch Protected
- Installation Kit (see below)
- Detailed Owner’s Manual & Wiring Diagram
- US and Canada UL Recognized

*Requires optional Wi-Fi Module

OPTIONS

- “Plus Ozone” Built-In
- Laing or Grundfos Circulation Pumps
- Export Wattages Available

Model	Platform	WiFi Capable	Htr Watts	Spaside Included	Model	Platform	WiFi Capable	Htr Watts	Spaside Included
CS6P52Y-US	ye-5	YES	5.5kW	in.k200 Spaside 2”L x 4.75”H	CS6P52Y-US-4	ye-5	YES	5.5kW	in.k450 Spaside 7”L x 3.25”H, 10’ Cord

System Potential Configurations

Program	Pump 1	Pump 2/Blower	Pump 3/Blower	CP	Ozone
1	2 SPD - (A3)	NA	NA	NA	YES - (A4)
2	2 SPD - (A3)	NA	NA	24 HR - (A1)	YES - (A4)
3	2 SPD - (A3)	NA	NA	THERM - (A1)	YES - (A4)
4	2 SPD - (A3)	1 SPD - (A2)	NA	NA	YES - (A4)
5	2 SPD - (A3)	1 SPD - (A2)	NA	24 HR - (A1)	YES - (A4)
6	2 SPD - (A3)	1SPD - (A2)	NA	THERM - (A1)	YES - (A4)
7	2 SPD - (A3)	2 SPD - (A2)	NA	NA	YES - (A1)
8	2 SPD - (A3)	2 SPD - (A2)	NA	24 HR - (A1)	YES - (A1)
9	2 SPD - (A3)	2 SPD - (A2)	NA	THERM - (A1)	YES - (A1)
10	2 SPD - (A3)	1 SPD - (A2)	1 SPD - (A1)	NA	YES - (A4)
11	2 SPD - (A3)	1SPD - (A2)	1 SPD - (A1)	24 HR - (A4)	YES - (A4)
12	2 SPD - (A3)	1SPD - (A2)	1 SPD - (A1)	THERM - (A4)	YES - (A4)
13	2 SPD - (A3)	2 SPD - (A2)	1 SPD - (A1)	NA	YES - (A4)
14	2 SPD - (A3)	2SPD - (A2)	1 SPD - (A1)	24 HR* - (A0)	YES - (A0)
15	1 SPD - (A3)	NA	1 SPD - (A1)	24 HR - (A4)	YES - (A4)
16	1 SPD - (A3)	1 SPD - (A2)	1 SPD - (A1)	24 HR - (A4)	YES - (A4)

IN-TOUCH2 MODULE (OPTIONAL)



Also Available in Plus Ozone Option (-03 suffix)
Refer to price list for the complete list of model numbers.

For a complete list of available Circulation Pumps, please see page 9.26

INSTALLATION KIT (Included)

Kit Includes:

- Spaside Control (See abc)
- Spaside Label
- Spaside Adapter Plate
- 48” Component Cords
- Flow Switch Tee Assy
- 3/4” Clear Tubing
- SS Clamps
- 12V Light Assembly
- 3/4” X 1” Barb Adapter



All HydroQuip control systems include a spaside as standard. If an optional spaside is desired, please contact HydroQuip for more details.

SYSTEM SPECIFICATIONS

ELECTRICAL INPUT SPECIFICATION: SINGLE PHASE, 120/240VAC, 60HZ
ELECTRICAL OUTPUT SPECIFICATION:

CIRCUIT(S)	MAXIMUM AMPS
PUMP(S)	13A
BLOWER	8A
OZONE	2A
CIRCULATION PUMP	5A
LIGHT	1A
HEATER	23A

DIMENSIONS OF CONTROL BOXES & SHIPPING WEIGHT:

CS6P52Y: 22.5”W x 11”H x 7”D 19 LBS

WARRANTY:
2 YEAR LIMITED WARRANTY STANDARD



Air Series by Hydro-Quip

SYSTEMS INCLUDE INSTALLATION KIT

Kit Includes:

48" Component Cords
Air Transmitters
Air Tubing
2" Tailpieces w/Gaskets
12V Light Assembly
Heater Clamps

Installation Kits may vary depending on system



SYSTEM SPECIFICATIONS

ELECTRICAL INPUT SPECIFICATION: SINGLE PHASE, 120/240VAC, 60HZ
ELECTRICAL OUTPUT SPECIFICATION:

CIRCUIT(S)	MAXIMUM AMPS
PUMP(S)	13A
BLOWER	8A
OZONE	2A
LIGHT	1A
HEATER	23A

SYSTEM DIMENSIONS:

(ES6000) 15"W x 11"H x 5"D
(ES4000) 17"W x 9.5"H x 7.5"D

SHIPPING WEIGHT:

18 LBS

PACKAGING / SHIPPING :

INDIVIDUAL (HQ STOCK)
FOB CORONA, CA 92880

WARRANTY:

1 YEAR LIMITED WARRANTY STANDARD

CS6000 SLIDE Series available with “plus OZONE”



CS6009 System

Some Assembly Required



STANDARD FEATURES

- SLIDE** 1.375/5.5KW, Heater Assembly
- EZ Access Foot Heater
- Spaside Receptacle
- 12V Light Assembly
- Heater “ON” Indicator Light
- 24hr Timer With Mode Switch
- Full Range Thermostat
- “VDS” Visual Diagnostics

- Easy to Install & Service
- Installation Kit (see below)
- Detailed Owner’s Manual & Wiring Diagram
- US and Canada UL Recognized

OPTIONS

- “Plus Ozone” Built-In
- Versi-Heat Remote Heater with 60” Cord
- Spaside Control

CS MODELS

Model	Pump 1	Pump 2	Blower	Ozone	Htr Wattage
CS6009-US1	2 SPD	N/A	YES	YES	5.5kW
CS6009-US2	2 SPD	1 SPD	YES	YES	5.5kW
CS6009-S1-3W(240V Only)	2 SPD	1 SPD	YES	YES	5.5kW

Also Available in Versi-Heat Series w/ 60” Htr Cord (-VH suffix) & Plus Ozone Option (-03 suffix)
Refer to price list for the complete list of model numbers.

SPASIDE CONTROL OPTIONS



3 Button Analog Spaside Control
HQ PT# 34-0039A-S



3 Button Digital Spaside Control
HQ PT# 34-0039D-S



4 Button Analog Spaside Control
HQ PT# 34-0037A-S



4 Button Digital Spaside Control
HQ PT# 34-0037D-S

ES MODELS

Model	Option Code*	Pump	Voltage	Blower	Voltage
ES6000-U ES6000-U2	-A	1 HP	120	1 HP	120
	-B	1 HP	120	N/A	N/A
	-C	1.5 HP	120	1 HP	120
	-C5	1.5 HP	240	1 HP	120
	-D	1.5 HP	120	N/A	N/A
	-D5	1.5 HP	240	N/A	N/A
	-E	2 HP	240	1 HP	120
	-F	2 HP	240	N/A	N/A
	-G	3 HP	240	1 HP	120
	-H	3 HP	240	N/A	N/A
	-J	4 HP	240	1 HP	120
-K	4 HP	240	N/A	N/A	

*Add Option Code to end of ES Model Number

For a complete list of parts, refer to our Replacement Parts Section in the back of this catalog

CS4000 SLIDE Series available with “plus OZONE”



HEATER SLIDES FROM BOTTOM TO TOP!

CS4009 System



Some Assembly Required



STANDARD FEATURES

SLIDE 1.375/5.5KW, Heater Assembly
 Spaside Receptacle
 12V Light Assembly
 Heater “ON” Indicator Light
 24hr Timer With Mode Switch
 Full Range Thermostat
 “VDS” Visual Diagnostics

Easy to Install & Service
 Installation Kit (see below)
 Detailed Owner’s Manual & Wiring Diagram
 US and Canada UL Recognized

OPTIONS

“Plus Ozone” Built-In
 Versi-Heat Remote Heater with 60” Cord
 Spaside Control

CS MODELS

Model	Pump 1	Pump 2	Blower	Ozone	Htr Wattage
CS4009-US1	2 SPD	N/A	YES	YES	5.5kW
CS4009-US2	2 SPD	1 SPD	YES	YES	5.5kW
CS4009-S1-3W(240V Only)	2 SPD	1 SPD	YES	YES	5.5kW

Also Available in Versi-Heat Series w/ 60” Htr Cord (-VH suffix) & Plus Ozone Option (-03 suffix)
 Refer to price list for the complete list of model numbers.

SPASIDE CONTROL OPTIONS



3 Button Analog Spaside Control
 HQ PT# 34-0039A-S



3 Button Digital Spaside Control
 HQ PT# 34-0039D-S



4 Button Analog Spaside Control
 HQ PT# 34-0037A-S



4 Button Digital Spaside Control
 HQ PT# 34-0037D-S

ES MODELS

Model	Option Code*	Pump	Voltage	Blower	Voltage
ES4000-U ES4000-U2	-A	1 HP	120	1 HP	120
	-B	1 HP	120	N/A	N/A
	-C	1.5 HP	120	1 HP	120
	-C5	1.5 HP	240	1 HP	120
	-D	1.5 HP	120	N/A	N/A
	-D5	1.5 HP	240	N/A	N/A
	-E	2 HP	240	1 HP	120
	-F	2 HP	240	N/A	N/A
	-G	3 HP	240	1 HP	120
	-H	3 HP	240	N/A	N/A
	-J	4 HP	240	1 HP	120
-K	4 HP	240	N/A	N/A	

*Add Option Code to end of ES Model Number

For a complete list of parts, refer to our Replacement Parts Section in the back of this catalog

CS7000 Economy Series available with “plus OZONE”

STANDARD FEATURES

- Fixed 1.0/4.0kW 13” Heater Assembly
- EZ Access Foot Heater
- Spaside Receptacle
- 120/240V Universal Models
- Heater “ON” Indicator Light
- 24hr Timer with Mode Switch (“T” units)
- Full Range Thermostat
- Lightweight Aluminum Box
- Easy to Install & Service
- Installation Kit (see below)
- Detailed Owner’s Manual & Wiring Diagram
- US and Canada UL Recognized

OPTIONS

- “Plus Ozone” Built-In
- 120V/12V Light Kit w/Air Switch & Wall Fitting Option (see below)
- Spaside Control



CS7000T-U Shown

Model	Voltage	Pump 1	Heater	Blower	Ozone	GFCI Cord
CS7000-A-15A	120	2 SPD	1.0kW	YES	YES	YES
CS7000T-A-15A	120	2 SPD	1.0kW	YES	YES	YES
CS7000-A	120	2 SPD	1.0kW	YES	YES	NO
CS7000T-A	120	2 SPD	1.0kW	YES	YES	NO
CS7000-U	120/240	2 SPD	1.0/4.0kW	YES	YES	NO
CS7000T-U	120/240	2 SPD	1.0/4.0kW	YES	YES	NO

A = 120V only T = with Timer U = Universal

Also Available in Plus Ozone Option (-03 suffix)
Refer to price list for the complete list of model numbers.

SPASIDE CONTROL OPTIONS



3 Button Analog Spaside Control
HQ PT# 34-0039A-S



3 Button Digital Spaside Control
HQ PT# 34-0039D-S

LIGHT KIT OPTIONS



Light Kit Assembly Options

PT# 37-0029-SM
With Wall Fitting Kit

PT# 37-0031-SM
Less Wall Fitting Kit

For a complete list of parts, refer to our Replacement Parts Section in the back of this catalog

INSTALLATION KIT (Included)

Kit Includes:

- 48” Component Cords
- Air Transmitters
- Air Tubing
- 2” Tailpieces w/Gaskets



SYSTEM SPECIFICATIONS

ELECTRICAL INPUT SPECIFICATION: SINGLE PHASE, 120/240VAC, 60HZ

ELECTRICAL OUTPUT SPECIFICATION:

CIRCUIT(S)	MAXIMUM AMPS
PUMP(S)	13A
BLOWER	8A
OZONE	2A
HEATER	23A

SYSTEM DIMENSIONS:

13”W x 9.25”H x 4.5”D

SHIPPING WEIGHT:

13 LBS


PACKAGING / SHIPPING :

INDIVIDUAL (HQ STOCK)
FOB CORONA, CA 92880

WARRANTY:

1 YEAR LIMITED WARRANTY STANDARD

CS800 / CS500 Series available with "plus OZONE"



CS800 Series



CS500 Series

STANDARD FEATURES

- Fixed 1.125/4.5kW 15" Heater Assembly (CS800)
- Fixed 1.125/4.5kW ABS Housing (CS500)
- 120/240V Models
- Heater "ON" Indicator Light
- Operation Mode Switch
- Full Range Thermostat
- Easy to Install & Service
- Installation Kit (see below)
- Detailed Owner's Manual & Wiring Diagram
- US and Canada UL Recognized

OPTIONS

- "Plus Ozone" Built-In
- 120V/12V Light Kit w/Air Switch & Wall Fitting Option (see below)

Model	Voltage	Heater Wattage	Pump Voltage	Blower Circuit	Blower Voltage	GFCI Cord
CS800-A2	120	1.1kW	120V	Yes	120V	Yes
CS800-B2	240	4.5kW	120V	Yes	120V	No
CS800-C2	240	4.5kW	240V	Yes	120V	No

Model	Voltage	Pump 1 (2SPD)	15A GFCI	Blower	Ozone	Timer	Htr Wattage
CS500-A	120V	120V	YES	120V	YES	NO	1.1kW
CS500T-A	120V	120V	YES	120V	YES	YES	1.1kW
CS500-C	240V	120V	N/A	120V	YES	NO	4.5kW
CS500T-C	240V	120V	N/A	120V	YES	YES	4.5kW
CS500T-C9	240V	240V	N/A	120V	YES	YES	4.5kW

A = 120V only T = with Timer

Also Available in Plus Ozone Option (-03 suffix)
Refer to price list for the complete list of model numbers.

LIGHT KIT OPTIONS



Light Kit Assembly Options

- PT# 37-0029-SM With Wall Fitting Kit
- PT# 37-0031-SM Less Wall Fitting Kit

For a complete list of parts, refer to our Replacement Parts Section in the back of this catalog

SYSTEM SPECIFICATIONS

ELECTRICAL INPUT SPECIFICATION: SINGLE PHASE, 120/240VAC, 60HZ

ELECTRICAL OUTPUT SPECIFICATION:

CIRCUIT(S)	MAXIMUM AMPS
PUMP(S)	13A
BLOWER	8A
OZONE	2A
HEATER	23A

SYSTEM DIMENSIONS:

CS800 5"H x 15"W x 5"D

CS500 14"H x 6"W x 6"D

SHIPPING WEIGHT:

CS800-A2 13.5 LBS

CS800-B2/CS800-C2 12 LBS

CS500 16 LBS

WARRANTY:

1 YEAR LIMITED WARRANTY STANDARD

INSTALLATION KIT (Included)

Kit Includes:

- 48" Component Cords
- Air Transmitters
- 10 ft Air Tubing per transmitter
- 2" Tailpieces w/Gaskets (CS800)
- 1.5" Unions w/Gaskets (CS500)
- 15' GFCI Cord (CS800-A2, CS500X-A)



CS500 Only



Outdoor Series by Hydro-Quip

Standard Features For 8000 Outdoor Systems:

- M7 Technology Equipped (Balboa Series)
- in.flo Technology Equipped (Gecko Series)
- Outdoor Weather-Tight Construction
- Smart Freeze Protection
- Spaside with 50' Extension
- Installation Kits Included
- Detailed Owner's Manual & Wiring Diagram
- US UL Listed
- 2 Year Warranty

Standard Features For HeatMax Systems:

- Outdoor Weather-Tight Construction
- Installation Kits Included
- Detailed Owner's Manual & Wiring Diagram
- US UL Listed
- 2 Year Warranty



HYDROQUIP[™]
THE **SMART CHOICE**[™]

Made in the USA

CS8800 Balboa® BP Series available with “plus OZONE” Option



STANDARD FEATURES

- Balboa BP2000 Platform
- M7 Technology Equipped
- Wi-Fi Enabled
- Titanium Element
- TP600 Spaside Control, 7' Cord
- 50' Spaside Extension Cable
- Dual Temperature Ranges
- Factory Installed Ozone w/tubing (Optional)
- Mode Selection
- Reminder Messages
- Freeze Protection
- Outdoor Weather-tight Construction
- Gas Heater Ready
- UL Listed



Model	Pump1 Circuit	Pump2 Circuit	Pump3** Circuit	Blower Circuit	Ozone Circuit	Heater Wattage	Light Circuit	Spaside Included
CS8800-A	1 or 2 SPD	1 or 2 SPD	READY	1 SPD	YES	11kW	12/120V	<p>TP-600 Spaside PT# 34-50335-K 7.1" L x 3.5" H, 7" Cord 1-3 Circuit</p>
CS8800-B	1 or 2 SPD	1 or 2 SPD	READY	1 SPD	YES	5.5kW	12/120V	
CS8800-C	1 or 2 SPD	1 or 2 SPD	READY	1 SPD	YES	GAS READY	12/120V	
CS8803-A*	1 or 2 SPD	1 or 2 SPD	READY	1 SPD	YES	11kW	12/120V	
CS8803-B*	1 or 2 SPD	1 or 2 SPD	READY	1 SPD	YES	5.5kW	12/120V	
CS8803-C*	1 or 2 SPD	1 or 2 SPD	READY	1 SPD	YES	GAS READY	12/120V	

*These models are replacement control boxes for ES Systems that have the heater on the upper backside of the control box and can be mounted on an ES base.

Also Available in Plus Ozone Option (-03 suffix)
Refer to price list for the complete list of model numbers.

**Pump 3 option requires the use of the TP-800 or TP-900 spaside controls

SPASIDE CONTROL OPTIONS

TP-400T
PT# 34-50260-K
8.3"L x 2.5"H, 7' Cord
1-2 Circuits

TP-800
PT# 34-50261-K
10"L x 3.5"H, 7' Cord
1-4 Circuits
**Required for Pump 3

AX40
PT# 34-52678-K
7.5"L x 2.3"H, 16' Cord
Aux Spaside
3 Circuits

SPATOUCH
PT# 34-XXXXX-K
5.8"L x 4.1"H, 7' Cord
1-4 Circuits
**Required for Pump 3

Spaside Extension Cords
PT# 30-25662-7 (7', 4Pin) Wi-Fi Module also
PT# 30-25662-25 (25', 4Pin) Wi-Fi Module also
PT# 30-25662-50 (50', 4Pin) Wi-Fi Module also
PT# 30-25662-100 (100', 4Pin) Wi-Fi Module also
PT# 30-11589-25, Aux (25', 6Pin) Aux only
PT# 30-11589-50, Aux (50', 6Pin) Aux only
PT# 30-115589-100, Aux (100', 6Pin) Aux only

Spaside Option Codes:
-4 = with TP-400 -8 = with TP-800 -9 = with TP-900
Option Code is added to the end of the model number

OPTIONAL ACCESSORIES

“plus OZONE™” KIT

This is an Integrated CD Ozone Generator conveniently built into the Spa Control System


Kit Includes:

Ozone Module - Factory installed
Tubing & Check Valve



Ozone Injector Manifold

PT# 49-0420A (1.5")
PT# 49-0421 (2")
PT# 49-0422 (2.5")



WI-FI MODULE KIT



WiFi Module
PT# 34-51159 (15' Cord)

Use of Wi-Fi requires Wi-Fi Module and downloading the Balboa Worldwide App (bwa™) for your smart device.

SYSTEM SPECIFICATIONS

ELECTRICAL INPUT SPECIFICATION:
SINGLE PHASE, 240VAC, 60HZ

ELECTRICAL OUTPUT SPECIFICATION:

CIRCUIT(S)	MAX AMPS
PUMP(S)	12A
BLOWER	4A
OZONE	2A
LIGHT	1A
HEATER	23A/46A

SYSTEM DIMENSIONS:
19.25"W x 15.5"H x 6"D

SHIPPING WEIGHT:
32.5 LBS

PACKAGING / SHIPPING :
INDIVIDUAL (HQ STOCK)
FOB CORONA, CA 92880

WARRANTY:
2 YEAR LIMITED WARRANTY STANDARD

Kit Includes:

- Spaside Control w/ 7' Cord
- 50' extension
- Fittings w/Gaskets
- Detailed Operation/Installation Manual
- Wiring Diagram



INSTALLATION KIT (Included)

CS8900 Gecko Y-7 Series available with "plus OZONE" Option


STANDARD FEATURES

- Gecko Y Series Platform
- Wi-Fi Enabled
- Titanium Element
- in.k5 Spaside Control, 10' Cord
- Flow Switch Protected
- Mode Selection
- Reminder Messages
- Smart Winter Mode
- Outdoor Weather-tight Construction
- Gas Heater Ready
- UL Listed



Replacement upper control box for ES systems.



Model	Pump1 Circuit	Pump2 Circuit	Pump3**	Blower Circuit	Ozone Circuit	Heater Wattage	Light Circuit	Spaside Included
CS8900-A	1 or 2 SPD	1 or 2 SPD	READY	1 SPD	YES	11kW	12/120V	 in.k450 Spaside PT# 34-0240A-K 7"L x 3.25"H, 10' Cord 1-3 Circuit
CS8900-B	1 or 2 SPD	1 or 2 SPD	READY	1 SPD	YES	5.5kW	12/120V	
CS8900-C	1 or 2 SPD	1 or 2 SPD	READY	1 SPD	YES	GAS READY	12/120V	
CS8903-A*	1 or 2 SPD	1 or 2 SPD	READY	1 SPD	YES	11kW	12/120V	
CS8903-B*	1 or 2 SPD	1 or 2 SPD	READY	1 SPD	YES	5.5kW	12/120V	
CS8903-C*	1 or 2 SPD	1 or 2 SPD	READY	1 SPD	YES	GAS READY	12/120V	

*These models are replacement control boxes for ES Systems that have the heater on the upper backside of the control box and can be mounted on an ES base.

Also Available in Plus Ozone Option (-03 suffix)

Refer to price list for the complete list of model numbers.

**Pump 3 option requires the use of the K800 spaside control

SPASIDE CONTROL OPTIONS



in.k300 Spaside
PT# 34-0242A-K
6.30"L x 2.25"H, 10' Cord
1-2 Circuits



in.k450 Spaside
PT# 34-0240A-K
7"L x 3.25"H, 10' Cord
1-3 Circuit



in.k500 Spaside
PT# 34-0243-K
7.16"L x 3.33"H, 10' Cord
1-3 Circuits

Spaside Option Codes:

-3 = with K300 -4 = with K450 -5 = with K500 -8 = with K800

Option Code is added to the end of the model number

SYSTEM SPECIFICATIONS

ELECTRICAL INPUT SPECIFICATION:
SINGLE PHASE, 240VAC, 60HZ

ELECTRICAL OUTPUT SPECIFICATION:

CIRCUIT(S)	MAX AMPS
PUMP(S)	15A
BLOWER	15A
OZONE	6A
LIGHT	1A
HEATER	23A/46A

SYSTEM DIMENSIONS:
19.25"W x 15.5"H x 6"D

SHIPPING WEIGHT:
32.5 LBS

PACKAGING / SHIPPING :
INDIVIDUAL (HQ STOCK)
FOB CORONA, CA 92880

WARRANTY:
2 YEAR LIMITED WARRANTY STANDARD

OPTIONAL ACCESSORIES

"plus OZONE"™ KIT


This is an Integrated CD Ozone Generator conveniently built into the Spa Control System

Kit Includes:

Ozone Module - Factory installed
Tubing & Check Valve



Ozone Injector Manifold
PT# 49-0420A (1.5")
PT# 49-0421 (2")
PT# 49-0422 (2.5")



INSTALLATION KIT (Included)

Kit Includes:

Spaside Control w/ 10' Cord
Fittings w/Gaskets
Detailed Operation/Installation Manual
Wiring Diagram



IN-TOUCH2 MODULE



Wi-Fi Module Kit
PT# 34-0216G

Use of Wi-Fi requires Wi-Fi Module and downloading the Gecko in.touch app for your smart device.

ES8850 Balboa® BP Series available with “plus OZONE” Option




Some Assembly Required

Self Priming System

STANDARD FEATURES

- Balboa BP2000 Platform
- M7 Technology Equipped
- Wi-Fi Enabled
- Titanium Element
- 2 Speed, 240V, Self Priming Pump
- 1.5HP, 240V Blower
- TP600 Spaside Control, 7' Cord
- 50' Spaside Extension Cable
- Dual Temperature Ranges
- Mode Selection
- Reminder Messages
- Freeze Protection
- Outdoor Weather-tight Construction
- Gas Heater Ready
- UL Listed

Model	Pump1 2SPD Included	Pump2 Circuit	Pump3** Circuit	Blower Included	Ozone Circuit	Heater Wattage	Light Circuit	Spaside Included
ES8850-A	1.5 HP	1 or 2 SPD	READY	1.5 HP	YES	11kW	12/120V	 TP-600 Spaside PT# 34-50335-K 7.1"L x 3.5"H, 7' Cord 1-3 Circuit
ES8850-B	2 HP	1 or 2 SPD	READY	1.5 HP	YES	11kW	12/120V	
ES8850-D	1.5 HP	1 or 2 SPD	READY	1.5 HP	YES	5.5kW	12/120V	
ES8850-E	2 HP	1 or 2 SPD	READY	1.5 HP	YES	5.5kW	12/120V	
ES8850-G	1.5 HP	1 or 2 SPD	READY	1.5 HP	YES	GAS READY	12/120V	
ES8850-H	2 HP	1 or 2 SPD	READY	1.5 HP	YES	GAS READY	12/120V	

Also Available in Plus Ozone Option (-03 suffix)
Refer to price list for the complete list of model numbers.

**Pump 3 option requires the use of the TP-800 or TP-900 spaside controls

SPASIDE CONTROL OPTIONS



TP-400T
PT# 34-50260-K
8.3"L x 2.5"H, 7' Cord
1-2 Circuits



TP-800
PT# 34-50261-K
10"L x 3.5"H, 7' Cord
1-4 Circuits
**Required for Pump 3



AX40
PT# 34-52678-K
7.5"L x 2.3"H, 16' Cord
Aux Spaside
3 Circuits



SPATOUCH
PT# 34-XXXXX-K
5.8"L x 4.1"H, 7' Cord
1-4 Circuits
**Required for Pump 3



Spaside Extension Cords
PT# 30-25662-7 (7', 4Pin) Wi-Fi Module also
PT# 30-25662-25 (25', 4Pin) Wi-Fi Module also
PT# 30-25662-50 (50', 4Pin) Wi-Fi Module also
PT# 30-25662-100 (100', 4Pin) Wi-Fi Module also
PT# 30-11589-25, Aux (25', 6Pin) Aux only
PT# 30-11589-50, Aux (50', 6Pin) Aux only
PT# 30-11589-100, Aux (100', 6Pin) Aux only

Spaside Option Codes:

-4 = with TP-400 -8 = with TP-800 -9 = with TP-900
Option Code is added to the end of the model number

OPTIONAL ACCESSORIES

“plus OZONE™” KIT

This is an Integrated CD Ozone Generator conveniently built into the Spa Control System


Kit Includes:

Ozone Module - Factory installed
Tubing & Check Valve



Ozone Injector Manifold

PT# 49-0420A (1.5")
PT# 49-0421 (2")
PT# 49-0422 (2.5")



INSTALLATION KIT (Included)

Kit Includes:

Spaside Control w/ 7' Cord
50' extension
Fittings w/Gaskets
Detailed Operation/Installation Manual
Wiring Diagram



WI-FI MODULE KIT



WiFi Module
PT# 34-51159 (15' Cord)

Use of Wi-Fi requires Wi-Fi Module and downloading the Balboa Worldwide App (bwa*) for your smart device.

SYSTEM SPECIFICATIONS

ELECTRICAL INPUT SPECIFICATION:
SINGLE PHASE, 240VAC, 60HZ

ELECTRICAL OUTPUT SPECIFICATION:

CIRCUIT(S)	MAX AMPS
PUMP(S)	12A
BLOWER	4A
OZONE	2A
LIGHT	1A
HEATER	23A/46A

SYSTEM DIMENSIONS:
39"W x 27"H x 18"D

SHIPPING WEIGHT:
101 LBS (2 boxes)

SHIPPING DIMENSIONS:
- SYSTEM 39"L x 19"W x 14"D
- PUMP 29"L x 13"W x 15"D


PACKAGING / SHIPPING :
INDIVIDUAL (HQ STOCK)
FOB CORONA, CA 92880

WARRANTY:
2 YEAR LIMITED WARRANTY STANDARD

ES8950 Gecko Y-7 Series available with "plus OZONE" Option

STANDARD FEATURES

- Gecko Y Series Platform
- Wi-Fi Enabled
- Titanium Element
- 2 Speed, 240V, Self Priming Pump
- 1.5HP, 240V Blower
- in.k5 Spaside Control, 10' Cord
- Flow Switch Protected
- Mode Selection
- Reminder Messages
- Smart Winter Mode
- Outdoor Weather-tight Construction
- Gas Heater Ready
- UL Listed



Model	Pump1 2SPD Included	Pump2 Circuit	Pump3** Circuit	Blower Included	Ozone Circuit	Heater Wattage	Light Circuit	Spaside Included
ES8950-A	1.5 HP	1 or 2 SPD	READY	1.5 HP	YES	11kW	12/120V	<p>in.k450 Spaside PT# 34-0240A-K 7"L x 3.25"H, 10' Cord 1-3 Circuit</p>
ES8950-B	2 HP	1 or 2 SPD	READY	1.5 HP	YES	11kW	12/120V	
ES8950-D	1.5 HP	1 or 2 SPD	READY	1.5 HP	YES	5.5kW	12/120V	
ES8950-E	2 HP	1 or 2 SPD	READY	1.5 HP	YES	5.5kW	12/120V	
ES8950-G	1.5 HP	1 or 2 SPD	READY	1.5 HP	YES	GAS READY	12/120V	
ES8950-H	2 HP	1 or 2 SPD	READY	1.5 HP	YES	GAS READY	12/120V	

Also Available in Plus Ozone Option (-03 suffix)
Refer to price list for the complete list of model numbers.

**Pump 3 option requires the use of the K800 spaside control

SPASIDE CONTROL OPTIONS



in.k300 Spaside
PT# 34-0242A-K
6.30"L x 2.25"H, 10' Cord
1-2 Circuits



in.k450 Spaside
PT# 34-0240A-K
7"L x 3.25"H, 10' Cord
1-3 Circuit



in.k500 Spaside
PT# 34-0243-K
7.16"L x 3.33"H, 10' Cord
1-3 Circuits

Spaside Option Codes:

-3 = with K300 -4 = with K450 -5 = with K500 -8 = with K800
Option Code is added to the end of the model number

SYSTEM SPECIFICATIONS

ELECTRICAL INPUT SPECIFICATION:
SINGLE PHASE, 240VAC, 60HZ

ELECTRICAL OUTPUT SPECIFICATION:

CIRCUIT(S)	MAX AMPS
PUMP(S)	15A
BLOWER	15A
OZONE	6A
LIGHT	1A
HEATER	23A/46A

SYSTEM DIMENSIONS:

39"W x 27"H x 18"D

SHIPPING WEIGHT:

101 LBS (2 boxes)

SHIPPING DIMENSIONS

- SYSTEM 39"L x 19"W x 14"D
- PUMP 29"L x 13"W x 15"D

PACKAGING / SHIPPING :

INDIVIDUAL (HQ STOCK)
FOB CORONA, CA 92880

WARRANTY:

2 YEAR LIMITED WARRANTY STANDARD

OPTIONAL ACCESSORIES

"plus OZONE"™ KIT

This is an Integrated CD Ozone Generator conveniently built into the Spa Control System

Kit Includes:

Ozone Module - Factory installed
Tubing & Check Valve



Ozone Injector Manifold

PT# 49-0420A (1.5")
PT# 49-0421 (2")
PT# 49-0422 (2.5")



INSTALLATION KIT (Included)

Kit Includes:

Spaside Control w/ 10' Cord
Fittings w/Gaskets
Detailed Operation/Installation Manual
Wiring Diagram



IN-TOUCH2 MODULE



Wi-Fi Module Kit
PT# 34-0216G

Use of Wi-Fi requires Wi-Fi Module and downloading the Gecko in.touch app for your smart device.

ES8848 Balboa® BP Series available with “plus OZONE” Option



Not A Self Priming System



STANDARD FEATURES

- Balboa BP2000 Platform
- M7 Technology Equipped
- Wi-Fi Enabled
- Titanium Element
- 2 Speed, 240V Pump
- 1.5HP, 240V Blower
- TP600 Spaside Control, 7' Cord
- 50' Spaside Extension Cable
- Dual Temperature Ranges
- Mode Selection
- Reminder Messages
- Freeze Protection
- Outdoor Weather-tight Construction
- Gas Heater Ready
- UL Listed

Model	Pump1 2SPD Included	Pump2 Circuit	Pump3** Circuit	Blower Included	Ozone Circuit	Heater Wattage	Light Circuit	Spaside Included
ES8848-A	1.5 HP	1 or 2 SPD	READY	1.5 HP	YES	11kW	12/120V	<p>TP-600 Spaside PT# 34-50335-K 7.1”L x 3.5”H, 7” Cord 1-3 Circuit</p>
ES8848-B	2 HP	1 or 2 SPD	READY	1.5 HP	YES	11kW	12/120V	
ES8848-C	3 HP	1 or 2 SPD	READY	1.5 HP	YES	11kW	12/120V	
ES8848-D	1.5 HP	1 or 2 SPD	READY	1.5 HP	YES	5.5kW	12/120V	
ES8848-E	2 HP	1 or 2 SPD	READY	1.5 HP	YES	5.5kW	12/120V	
ES8848-F	3 HP	1 or 2 SPD	READY	1.5 HP	YES	5.5kW	12/120V	
ES8848-G	1.5 HP	1 or 2 SPD	READY	1.5 HP	YES	GAS READY	12/120V	
ES8848-H	2 HP	1 or 2 SPD	READY	1.5 HP	YES	GAS READY	12/120V	
ES8848-I	2 HP	1 or 2 SPD	READY	1.5 HP	YES	GAS READY	12/120V	
ES8848-J	3 HP	1 or 2 SPD	READY	1.5 HP	YES	GAS READY	12/120V	

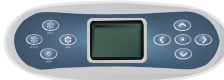
Also Available in Plus Ozone Option (-03 suffix)
Refer to price list for the complete list of model numbers.

**Pump 3 option requires the use of the TP-800 or TP-900 spaside controls

SPASIDE CONTROL OPTIONS



TP-400T
PT# 34-50260-K
8.3”L x 2.5”H, 7” Cord
1-2 Circuits



TP-800
PT# 34-50261-K
10”L x 3.5”H, 7” Cord
1-4 Circuits
**Required for Pump 3



AX40
PT# 34-52678-K
7.5”L x 2.3”H, 16” Cord
Aux Spaside
3 Circuits



SPATOUCH
PT# 34-XXXXX-K
5.8”L x 4.1”H, 7” Cord
1-4 Circuits
**Required for Pump 3



Spaside Extension Cords
PT# 30-25662-7 (7’, 4Pin) Wi-Fi Module also
PT# 30-25662-25 (25’, 4Pin) Wi-Fi Module also
PT# 30-25662-50 (50’, 4Pin) Wi-Fi Module also
PT# 30-25662-100 (100’, 4Pin) Wi-Fi Module also
PT# 30-11589-25, Aux (25’, 6Pin) Aux only
PT# 30-11589-50, Aux (50’, 6Pin) Aux only
PT# 30-11589-100, Aux (100’, 6Pin) Aux only

Spaside Option Codes:
-4 = with TP-400 -8 = with TP-800 -9 = with TP-900
Option Code is added to the end of the model number

OPTIONAL ACCESSORIES

“plus OZONE™” KIT


This is an Integrated CD Ozone Generator conveniently built into the Spa Control System

Kit Includes:

- Ozone Module - Factory installed
- Tubing & Check Valve



Ozone Injector Manifold
PT# 49-0420A (1.5”)
PT# 49-0421 (2”)
PT# 49-0422 (2.5”)



WI-FI MODULE KIT



WiFi Module
PT# 34-51159(15’ Cord)

Use of Wi-Fi requires Wi-Fi Module and downloading the Balboa Worldwide App (bwa®) for your smart device.

SYSTEM SPECIFICATIONS

ELECTRICAL INPUT SPECIFICATION:
SINGLE PHASE, 240VAC, 60HZ

ELECTRICAL OUTPUT SPECIFICATION:

CIRCUIT(S)	MAX AMPS
PUMP(S)	12A
BLOWER	4A
OZONE	2A
LIGHT	1A
HEATER	23A/46A

SYSTEM DIMENSIONS:
39”W x 27”H x 18”D

SHIPPING WEIGHT:
80 LBS (2 boxes)

SHIPPING DIMENSIONS
- SYSTEM 39”L x 19”W x 14”D
- PUMP 20”L x 8”W x 10”D

PACKAGING / SHIPPING :
INDIVIDUAL (HQ STOCK)
FOB CORONA, CA 92880

WARRANTY:
2 YEAR LIMITED WARRANTY STANDARD

INSTALLATION KIT (Included)

Kit Includes:

- Spaside Control w/ 7’ Cord
- 50’ extension
- Fittings w/Gaskets
- Detailed Operation/Installation Manual
- Wiring Diagram



ES8948 Gecko Y-7 Series available with “plus OZONE” Option

STANDARD FEATURES

- Gecko Y Series Platform
- Wi-Fi Enabled
- Titanium Element
- 2 Speed, 240V, Pump
- 1.5HP, 240V Blower
- in.k5 Spaside Control, 10' Cord
- Flow Switch Protected
- Mode Selection
- Reminder Messages
- Smart Winter Mode
- Outdoor Weather-tight Construction
- Gas Heater Ready
- UL Listed



Not A Self Priming System

Model	Pump1 2SPD Included	Pump2 Circuit	Pump3** Circuit	Blower Included	Ozone Circuit	Heater Wattage	Light Circuit	Spaside Included
ES8948-A	1.5 HP	1 or 2 SPD	READY	1.5 HP	YES	11kW	12/120V	 in.k450 Spaside PT# 34-0240A-K 7”L x 3.25”H, 10’ Cord 1-3 Circuit
ES8948-B	2 HP	1 or 2 SPD	READY	1.5 HP	YES	11kW	12/120V	
ES8948-C	3 HP	1 or 2 SPD	READY	1.5 HP	YES	11kW	12/120V	
ES8948-D	1.5 HP	1 or 2 SPD	READY	1.5 HP	YES	5.5kW	12/120V	
ES8948-E	2 HP	1 or 2 SPD	READY	1.5 HP	YES	5.5kW	12/120V	
ES8948-F	3 HP	1 or 2 SPD	READY	1.5 HP	YES	5.5kW	12/120V	
ES8948-G	1.5 HP	1 or 2 SPD	READY	1.5 HP	YES	GAS READY	12/120V	
ES8948-H	2 HP	1 or 2 SPD	READY	1.5 HP	YES	GAS READY	12/120V	
ES8948-J	3 HP	1 or 2 SPD	READY	1.5 HP	YES	GAS READY	12/120V	

Also Available in Plus Ozone Option (-03 suffix)
Refer to price list for the complete list of model numbers.

**Pump 3 option requires the use of the K800 spaside control

SPASIDE CONTROL OPTIONS



in.k300 Spaside
PT# 34-0242A-K
6.30”L x 2.25”H, 10’ Cord
1-2 Circuits



in.k450 Spaside
PT# 34-0240A-K
7”L x 3.25”H, 10’ Cord
1-3 Circuit



in.k500 Spaside
PT# 34-0243-K
7.16”L x 3.33”H, 10’ Cord
1-3 Circuits

Spaside Option Codes:

-3 = with K300 -4 = with K450 -5 = with K500 -8 = with K800

Option Code is added to the end of the model number

SYSTEM SPECIFICATIONS

ELECTRICAL INPUT SPECIFICATION:
SINGLE PHASE, 240VAC, 60HZ

ELECTRICAL OUTPUT SPECIFICATION:

CIRCUIT(S)	MAX AMPS
PUMP(S)	15A
BLOWER	15A
OZONE	6A
LIGHT	1A
HEATER	23A/46A

SYSTEM DIMENSIONS:
39”W x 27”H x 18”D

SHIPPING WEIGHT:
80 LBS (2 boxes)

SHIPPING DIMENSIONS
- SYSTEM 39”L x 19”W x 14”D
- PUMP 20”L x 8”W x 10”D

PACKAGING / SHIPPING :
INDIVIDUAL (HQ STOCK)
FOB CORONA, CA 92880

WARRANTY:
2 YEAR LIMITED WARRANTY STANDARD

OPTIONAL ACCESSORIES

“plus OZONE™” KIT


This is an Integrated CD Ozone Generator conveniently built into the Spa Control System

Kit Includes:

Ozone Module - Factory installed
Tubing & Check Valve



Ozone Injector Manifold
PT# 49-0420A (1.5")
PT# 49-0421 (2")
PT# 49-0422 (2.5")



INSTALLATION KIT (Included)

Kit Includes:

Spaside Control w/ 10' Cord
Fittings w/Gaskets
Detailed Operation/Installation Manual
Wiring Diagram



IN-TOUCH2 MODULE



Wi-Fi Module Kit
PT# 34-0216G

Use of Wi-Fi requires Wi-Fi Module and downloading the Gecko in.touch app for your smart device.

HeatMax Remote Heater Series



STANDARD FEATURES

- 5.5 or 11KW, "U" Heater Assembly
- 2.25" High Flow U-Shaped Heater Design
- Stainless Steel Heater Housing
- Full Range Thermostat
- High Limit and Pressure Switch Protected
- 2" or 1½" Plumbing Connections
- Weather-Tight Construction
- Heater "ON" Indicator Light
- "Paint-Lock" rust proof enclosure
- Detailed Owner's Manual & Wiring Diagram

OPTIONS

- Various Heater Wattages



The Hydro-Quip HEATMAX series heater is our basic "heater in a box" unit. When all you need is heat, this is the most practical and user friendly unit in the industry. 5.5kW OR 11kW for new and existing applications where a full high flow free standing heater is needed.

Model	Voltage	Wattage	Warranty
HEATMAX RHS 5.5	240	5.5kW	2 YEARS
HEATMAX RHS 11	240	11kW	2 YEARS
Titanium Model			
Model	Voltage	Wattage	Warranty
HEATMAX-TI 5.5	240	5.5kW	2 YEARS
HEATMAX-TI 11	240	11kW	2 YEARS

Units not compatible with salt water systems

INSTALLATION KIT (Included)

Kit Includes:

Fittings w/Gaskets



SPECIFICATIONS

ELECTRICAL INPUT SPECIFICATION: SINGLE PHASE, 240VAC, 50/60HZ

PACKAGING / SHIPPING:

INDIVIDUAL (HQ STOCK)
FOB CORONA, CA 92880

WARRANTY:

2 YEAR LIMITED WARRANTY STANDARD



Blowers & Bath Heaters



HYDROQUIP[™]
THE **SMART** CHOICE[™]

Made in the USA

Universal Silent Aire available with “plus OZONE” Option



STANDARD FEATURES

- New Innovative Design
- Quiet Operation
- Compact and Lightweight
- Thermally Protected Motor
- Available In Various Voltages and Hp's
- 42" Amp Adapter Cord
- 6" Universal Cord/Plug
- 1 Speed

OPTIONS

- "Plus Ozone" Built-In
- Various Cord Configurations
- Built in Air Switch
- Built in Heater
- Export models



Now includes, 42" Amp Adapter Cord!

ORDER CORD	VOLTS	AMPS	WATTAGE	HP	HEATER
AS-610U	120	4.4	600	1.0	N/A
AS-620U	240	2.4	600	1.0	N/A
AS-810U	120	5.8	800	1.5	N/A
AS-820U	240	3.1	800	1.5	N/A

AVAILABLE SILENT AIRE HEATED MODELS

ORDER CODE	VOLTS	AMPS	WATTAGE	HP	HEATER
ASH-612U	120	6.1	600	1.0	200W
ASH-622U	240	3.2	600	1.0	200W
ASH-812U	120	7.4	800	1.5	200W
ASH-822U	240	3.9	800	1.5	200W
ASH-616U	120	9.1	600	1.0	600W
ASH-626U	240	4.7	600	1.0	600W
ASH-816U	120	10.5	800	1.5	600W
ASH-826U	240	5.4	800	1.5	600W

Also Available in Plus Ozone Option (-03 suffix)
Refer to price list for the complete list of model numbers.

CORD OPTIONS



30-1200-L48
Molded 48"



30-1057-36
Nema 36"



30-1302-48
XM/XE 120V 48"



30-1302A-48
XM/XE 240V 48"



30-1200-A48
4 Pin Amp 48"

BLOWER SPECIFICATIONS

ELECTRICAL INPUT SPECIFICATION: SINGLE PHASE, 120/240VAC, 50/60HZ


BLOWER DIMENSIONS: 8"W x 5"H x 9.25"L

SHIPPING WEIGHT: 4 LBS

WARRANTY:
1 YEAR LIMITED WARRANTY STANDARD

PACKAGING / SHIPPING OPTIONS:
INDIVIDUAL (HQ STOCK)
BULK PACK 12 INDIVIDUALLY BOXED OR LOOSE IN
MASTER CARTON
FOB CORONA, CA 92880

OPTIONAL ACCESSORIES



Ozone Manifold Kit
42-0116-K

Tee Style available with "plus OZONE"

STANDARD FEATURES

- Low Profile Design
- Versatile Compact Sizes 7" or 5.5"
- Automatic Smart Thermostat
- Intelligent High-Limit
- Pressure Switch Activated
- Heater "On" Indicator Light
- Stainless Steel Heater Housing
- Installation Kit Included (see below)
- Detailed Owner's Manual & Installation Guide



OPTIONS

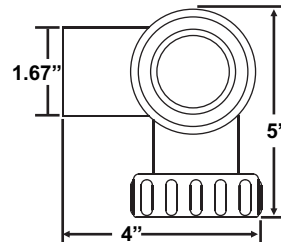
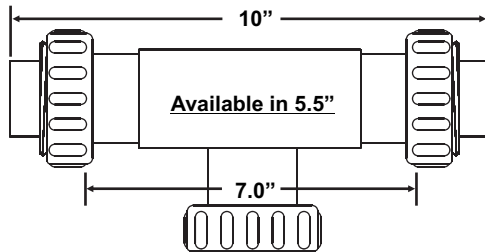
- "Plus Ozone" Built-In
- Available as a 5.5" Tee Style
- 240 Volt, Export & Domestic



MODEL	PSI**	Volts	Wattage	Size	Length (Included)	Fittings
PH100-65UP*	YES	120	650	1.5"	7"	1.5" & 1" SOC, 1" SPIG
PH100-10UP	YES	120	1000	1.5"	7"	1.5" & 1" SOC, 1" SPIG
PH100-15UP	YES	120	1500	1.5"	7"	1.5" & 1" SOC, 1" SPIG
PH202-20UP	YES	240	2000	1.5"	7"	1.5" & 1" SOC, 1" SPIG
PH100-10UP-S	YES	120	1000	1.5"	5.5"	1.5" & 1" SOC, 1" SPIG
PH100-15UP-S	YES	120	1500	1.5"	5.5"	1.5" & 1" SOC, 1" SPIG
PH202-20UP-S	YES	240	2000	1.5"	5.5"	1.5" & 1" SOC, 1" SPIG

**PSI = Pressure Switched

DIMENSIONS



New piggy back plug is standard on all PH100-65UP 650W heaters.

*Provides an additional 120V plug-in outlet for up to a 1.5HP (9.5 Amp) bath pump. 650W, 120V heater only

Also Available in Plus Ozone Option (-03 suffix)
Refer to price list for the complete list of model numbers.

HEATER SPECIFICATIONS

ELECTRICAL INPUT SPECIFICATION: SINGLE PHASE, 120VAC, 50/60HZ

VOLTS	WATTAGE	MAXIMUM AMPS
120	650	5.3A
120	1000	8.3A
120	1500	12.5A
240	2000	8.3A

HEATER DIMENSIONS:
Standard 7"W x 5"H x 4"D
Short 5.5"W x 5"H x 4"D

SHIPPING WEIGHT: 1.75 LBS
PACKAGING / SHIPPING: INDIVIDUAL (HQ STOCK)
FOB CORONA, CA 92880

WARRANTY:
2 YEAR LIMITED WARRANTY STANDARD

INSTALLATION KIT (Included)



Inline Style available with "plus OZONE"



STANDARD FEATURES

- Versatile Compact Sizes 7" or 5.5"
- Automatic Smart Thermostat
- Intelligent High-Limit
- Pressure & Vacuum Switch Activated
- Heater "On" Indicator Light
- Stainless Steel Heater Housing
- Installation Kit Included (see below)
- Detailed Owner's Manual & Installation Guide

OPTIONS

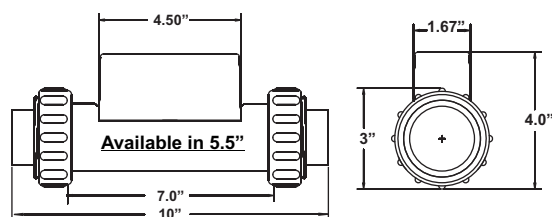
- "Plus Ozone" Built-In
- Available as a 5.5" Inline Style
- 240 Volt, Export & Domestic



MODEL	PSI/VAC**	Volts	Wattage	Size	Length	Fittings (Included)
PH101-65UP*	PSI	120	650	1.5"	7"	1.5" & 1" SOC, 1" SPIG
PH101-10UP	PSI	120	1000	1.5"	7"	1.5" & 1" SOC, 1" SPIG
PH101-15UP	PSI	120	1500	1.5"	7"	1.5" & 1" SOC, 1" SPIG
PH203-20UP	PSI	240	2000	1.5"	7"	1.5" & 1" SOC, 1" SPIG
PH301-15UP	PSI	120	1500	2"	7"	2" SOC & 2" SPIG
PH301-20UP	PSI	240	2000	2"	7"	2" SOC & 2" SPIG
PH101-10UV	VAC	120	1000	1.5"	7"	1.5" & 1" SOC
PH101-15UV	VAC	120	1500	1.5"	7"	1.5" & 1" SOC
PH203-20UV	VAC	240	2000	1.5"	7"	1.5" & 1" SOC, 1" SPIG
PH301-15UV	VAC	120	1500	2"	7"	2" SOC & 2" SPIG
PH301-20UV	VAC	240	2000	2"	7"	2" SOC & 2" SPIG
PH101-15UP-S	PSI	120	1500	1.5"	5.5"	1.5" & 1" SOC, 1" SPIG
PH101-15UV-S	VAC	120	1500	1.5"	5.5"	1.5" & 1" SOC

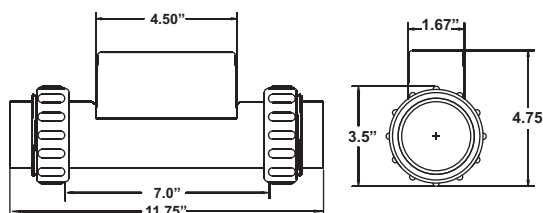
**PSI = Pressure Switched VAC = Vacuum Switched

PH101 MODELS



DIMENSIONS

PH301 MODELS



New piggy back plug is standard on all PH101-65UP 650W heaters.

*Provides an additional 120V plug-in outlet for up to a 1.5HP (9.5 Amp) bath pump. 650W, 120V heater only

Also Available in Plus Ozone Option (-03 suffix)
Refer to price list for the complete list of model numbers.

INSTALLATION KIT (Included)



*Not included with "PH101" vacuum switched heaters

HEATER SPECIFICATIONS


ELECTRICAL INPUT SPECIFICATION: SINGLE PHASE, 120VAC, 50/60HZ

ELECTRICAL OUTPUT SPECIFICATION:		
VOLTS	WATTAGE	MAXIMUM AMPS
120	650	5.3A
120	1000	8.3A
120	1500	12.5A
240	2000	8.3A

HEATER DIMENSIONS: PH101 7"W x 4"H x 3"D
PH301 7"W x 4.75"H x 3.5"D
(-S) 5.5" x 4"H x 3"D

SHIPPING WEIGHT: 1.5 LBS
PACKAGING / SHIPPING: INDIVIDUAL (HQ STOCK)
FOB CORONA, CA 92880

WARRANTY: 2 YEAR LIMITED WARRANTY STANDARD



Baptismal Systems

Hydro-Quip has been producing reliable Baptismal Systems for over 30 years and we understand the importance of safety and reliability. That's why we take pride in manufacturing an efficient and quality system that churches can depend on. We have various configurations to choose from for all your Baptismal needs.



HYDROQUIP[™]
THE **SMART CHOICE**[™]

Made in the USA

BES6000 / 6000T Series available with "plus OZONE"



BES6000 (5.5kW) Series Shown



BES6005T (11kW) Series Shown



Some Assembly Required

Baptistry Series

BAPTISMAL EQUIPMENT SYSTEMS BY MODEL

MODEL	Voltage	Pump Voltage	Pump Speed	Htr Wattage	7-Day Timer
BES6000	240	120V	1	5.5KW	NO
BES6000-120/208/240	120/208/240	120V	1	5.5KW	NO
BES6005	240	120V	1	11KW	NO
BES6005-208/240	208/240	120V	1	11KW	NO
BES6000T	240	120V	1	5.5KW	YES
BES6000T-120/208/240	120/208/240	120V	1	5.5KW	YES
BES6005T	240	120V	1	11KW	YES
BES6005T-208/240	208/240	120V	1	11KW	YES

FEATURES & OPTIONS

Standard:

- 5.5 or 11KW Heater in 304SS Housing
- Full Range Thermostat
- High Limit Protected
- Pressure Switch Activated
- Base Provided
- System Diagnostics Indicators
- Heater "ON" Indicator Light
- Detailed Installation Manual
- Detailed Owner's Manual
- Detailed Wiring Diagram

Available Options:

- 7-Day Timer (BES6000/5T models only)
- BES6000/5T SERIES WARNING:**
SYSTEMS WITH TIMERS SHOULD NOT TO BE USED ON FILL & DRAIN BAPTISMALS
- Auto-Fill Kit
- Water Level Kit
- Drain Kit
- Step Lighting
- Cartridge Filter
- UV Sanitizer
- "Plus Ozone" Built-In

Accessories:

(See Page 7.3 For Details)

- Auto-Fill Valve: (PT# 48-0143-K)
- Auto-Drain Kit: (PT# 48-0141-K)
- System Interface Module:
(PT# 48-0042-K)
- Water Level Sensors:
(Float PT# 48-0141C-K)
(Pressure PT# 48-0148-K)
- Plus Ozone Manifold Kit: (49-0420A-K)

Also Available in Plus Ozone Option (-03 suffix)
Refer to price list for the complete list of model numbers.

INSTALLATION KIT INCLUDED



*11kW systems only

ELECTRICAL SPECIFICATIONS:

SINGLE PHASE
4-WIRE SERVICE
50/60HZ

MINIMUM SPACE REQUIRED:

14"H X 26"W X 16"D

TOTAL AMP DRAW:

(CIRCUIT BREAKER SIZE)

BES6000 & BES6000T	36A	50
BES6005 & BES6005T	59A	70

DIMENSIONS:

13"H X 27"W X 15"D (5.5KW MODELS) 13"H X 29"W X 15"D (11KW MODELS)

SHIPPING WEIGHT:

BES6000	44 LBS.	BES6000T	44 LBS.
BES6005	49 LBS.	BES6005T	49 LBS.

WARRANTY:

1 YEAR LIMITED WARRANTY

BCS6000 / 6000T Series available with "plus OZONE"



BCS6000 (5.5kW) Series Shown



BCS6005T (11kW) Series Shown

Note: Pump optional

Baptistry Series

FEATURES & OPTIONS

Standard:

- 5.5 or 11KW Heater in 304SS Housing
- Full Range Thermostat
- High Limit Protected
- Pressure Switch Activated
- 7-Day Timer (BCS6000/5T models only)
- BCS6000/5T SERIES WARNING:**
SYSTEMS WITH TIMERS SHOULD NOT TO BE USED ON FILL & DRAIN BAPTISMALS
- System Diagnostics Indicators
- Heater "ON" Indicator Light
- Detailed Installation Manual
- Detailed Owner's Manual
- Detailed Wiring Diagram

Available Options:

- Auto-Fill Kit
- Water Level Kit
- Drain Kit
- Step Lighting
- Cartridge Filter
- UV Sanitizer
- "Plus Ozone" Built-In

Accessories:

(See Page 7.3 For Details)

- Auto-Fill Valve: (PT# 48-0143-K)
- Auto-Drain Kit: (PT# 48-0141-K)
- System Interface Module:
(PT# 48-0042-K)
- Water Level Sensors:
(Float PT# 48-0141C-K)
(Pressure PT# 48-0148-K)
- Plus Ozone Manifold Kit: (49-0420A-K)

BAPTISMAL CONTROL SYSTEMS BY MODEL

MODEL	Voltage	Htr Wattage	7-Day Timer
BCS6000-U	120/208/240	5.5KW	NO
BCS6005-U	208/240	11KW	NO
BCS6000T-U	120/208/240	5.5KW	YES
BCS6005T-U	208/240	11KW	YES

Also Available in Plus Ozone Option (-03 suffix)
Refer to price list for the complete list of model numbers.

INSTALLATION KIT INCLUDED



**11kW systems only

ELECTRICAL SPECIFICATIONS:

SINGLE PHASE
4-WIRE SERVICE
50/60HZ

MINIMUM SPACE REQUIRED:

15"H X 18"W X 6"D

TOTAL AMP DRAW:

BCS6000 23A
BCS6005 46A
BCS6000T 23A
BCS6005T 46A

DIMENSIONS:

BCS6000 15"W X 12"H X 4"D
BCS6005 17"W X 12"H X 4"D
BCS6000T 15"W X 12"H X 4"D
BCS6005T 17"W X 12"H X 4"D

SHIPPING WEIGHT:


BCS6000 SERIES APPROX 18 LBS.

WARRANTY:

1 YEAR LIMITED WARRANTY



34-0038D25-D



48-0140F-K



48-0140P-K



48-0141-K



48-0141C-K




48-0042-K



48-0143-K



48-0148-K



49-0420A-K
49-0421-K

Baptistry Series

PART NUMBER

DESCRIPTION

34-0038D25-D	BES Remote Control Kit
48-0140F-K	BES Fill Kit, w/Float Water Level
48-0140P-K	BES Fill Kit, w/Pressure Switch Water Level
48-0141-K	BES Auto Drain Kit
48-0141C-K	Water Level Assy, w/Float
48-0042-K	System Interface Module
48-0143-K	Fill Valve Assy
48-0148-K	Water Level Assy, w/Pressure Switch
49-0420A-K	Ozone Injector Manifold Assembly, 1.5"
49-0421-K	Ozone Injector Manifold Assembly, 2"

BES-55 Series

STANDARD FEATURES

- Full Range Thermostat
- High Limit Protected
- Pressure Switch Activated
- Pump Air switch
- Bonding Lug & Wire
- Heater Indicator Light
- Base
- 15A GFCI Cord (BES-15 Only)
- Installation Kit (see below)
- Detailed Owner's Manual & Wiring Diagram

BAPTISMAL EQUIPMENT SYSTEMS BY MODEL

MODEL	Voltage	Htr Wattage	Pump
BES-15	120	1.375KW	120
BES-55	120/208/240*	5.5KW	120
BES-55-3W	240**	5.5KW	240
BES-11	208/240*	11KW	120
BES-11-3W	240**	11KW	240



BES-55 SYSTEM

INSTALLATION KIT INCLUDED



The BES-55 Series is our newest Baptismal Equipment System. It is a vertically mounted circulation style baptistry heater system. Simple, compact design for easy installation and it's a great replacement for all existing vertical circulation style systems. HydroQuip has been producing reliable Spa & Baptismal Systems for over 30 years and we understand the importance of safety and reliability. That's why we take pride in manufacturing an efficient and quality system that churches can depend on. We have various configurations to choose from for all of your Baptismal needs.

From the ease of installation, to the efficiency of our products and exclusive troubleshooting features, your customers will be glad you made the "Smart Choice" in choosing equipment produced by HydroQuip, the industry's oldest and most trusted manufacturer.

ELECTRICAL SPECIFICATIONS:

- SINGLE PHASE
- 50/60HZ
- *4-Wire
- **3-Wire

MINIMUM SPACE REQUIRED:

36"H X 16"W X 10"D

TOTAL AMP DRAW:

BES-15	18A
BES-55	30A
BES-11	52A

DIMENSIONS:

BES-15	29"H X 15"W X 9"D
BES-55	29"H X 15"W X 9"D
BES-11	35.25"H X 15"W X 9"D

SHIPPING WEIGHT:

BES-15	23 LBS.
BES-55	23 LBS.
BES-11	25 LBS.

WARRANTY:

1 YEAR LIMITED WARRANTY

Baptistry Series

BCS-55 Series



Note: Pump optional

STANDARD FEATURES

- 5.5kw Heater in 304SS Housing
- Full Range Thermostat
- High Limit Protected
- Pressure Switch Activated
- Installation Kit (see below)
- Detailed Owner's Manual & Wiring Diagram

BAPTISMAL EQUIPMENT SYSTEMS BY MODEL

MODEL	Voltage	Htr Wattage
BCS-15	120	1.375KW
BCS-55	240*	5.5KW
BCS-11	240*	11KW

INSTALLATION KIT INCLUDED



The BCS-55 Series is our newest Baptismal Control System. It is a circulation style baptistry heater control system. Simple, compact design for easy installation and it's a great replacement for all existing vertically mounted circulation style systems. HydroQuip has been producing reliable Spa & Baptismal Systems for over 30 years and we understand the importance of safety and reliability. That's why we take pride in manufacturing an efficient and quality system that churches can depend on. We have various configurations to choose from for all of your Baptismal needs.

From the ease of installation, to the efficiency of our products and exclusive troubleshooting features, your customers will be glad you made the "Smart Choice" in choosing equipment produced by HydroQuip, the industry's oldest and most trusted manufacturer.

ELECTRICAL SPECIFICATIONS:

SINGLE PHASE

50/60HZ

*3-WIRE SERVICE

MINIMUM SPACE REQUIRED:

26"H X 7"W X 6"D

TOTAL AMP DRAW:

BCS-15 12.5A

BCS-55 23A

BCS-11 46A

DIMENSIONS:

BCS-15 13"H X 6.5"W X 5.5"D

BCS-55 13"H X 6.5"W X 5.5"D

BCS-11 19.25"H X 6.5"W X 5.5"D

SHIPPING WEIGHT:

BCS-15 11 LBS.

BCS-55 11 LBS.

BCS-11 13 LBS.

WARRANTY:

1 YEAR LIMITED WARRANTY

PBES6000 Series available with "plus OZONE"



STANDARD FEATURES

- 1.0kw or 4.0kw Heater in 304SS Housing
- 1/6HP, 120V Pump
- Full Range Thermostat
- High Limit Protected
- Pressure Switch Activated
- Base Mounted
- Installation Kit (see below)
- Detailed Owner's Manual & Wiring Diagram

OPTIONS

- "Plus Ozone" Built-In



BAPTISMAL EQUIPMENT SYSTEMS BY MODEL

MODEL	Voltage	Pump Voltage	Pump HP	Pump Speed	Htr Wattage
PBES6010	120	120V	1/6	1	1.0KW
PBES6040	240*	120V	1/6	1	4.0KW


Use suffix "-03" for Plus Ozone

INSTALLATION KIT INCLUDED




The PBES6000 Series is our newest in Portable Baptismal Heating Systems. The PBES is made for portable or permanent applications, its compact and safe design make it one of the best systems for the ever popular portable style baptistry. HydroQuip has been producing reliable Spa & Baptismal Systems for over 30 years and we understand the importance of safety and reliability. That's why we take pride in manufacturing an efficient and quality system that churches can depend on. We have various configurations to choose from for all of your Baptismal needs.

From the ease of installation, to the efficiency of our products and exclusive troubleshooting features, your customers will be glad you made the "Smart Choice" and chose equipment produced by HydroQuip, the industry's oldest and most trusted manufacturer.



SIDE VIEW



BACK VIEW

ELECTRICAL SPECIFICATIONS:

SINGLE PHASE
*4-WIRE SERVICE
50/60HZ

MINIMUM SPACE REQUIRED:

15"H X 33"W X 17"D

TOTAL AMP DRAW: SIZE

PBES6010 12.5A
PBES6040 20A

CIRCUIT BREAKER

15
30

DIMENSIONS:

12.5"H X 13"W X 9"D (ALL SYSTEMS)

SHIPPING WEIGHT:

PBES6010 21 LBS.
PBES6040 25 LBS.

WARRANTY:

1 YEAR LIMITED WARRANTY



The Safest Baptistry Immersion Heater on the market today!

This is HydroQuip's newest addition to our full line of UL Listed Baptistry circulation heater systems.

Our New Baptistry Heaters include the safest features ever offered on an Immersion style element. Each Immersion Heater includes as standard; Ground Fault Circuit Interrupter (GFCI) and most importantly our exclusive Heater Water Level Safety Switch only available from HydroQuip.

Baptistry Series

<u>MODEL</u>	<u>Voltage</u>	<u>Htr Wattage</u>
--------------	----------------	--------------------

BIS-15-120	120	1.5kW
BIS-60-240	240	6.0kW

Replaces: (120V, 1.5kW) IM120, IM120GFI, 6HI-HL-120, CR-IMER, IMER120V, SRA-6041, TAT40013

Replaces: (240V, 6.0kW) IM240, IM240GFI, SS-6-42HL, 6HI-HL-240, CR-IMER, IME240, IMER240V, 6HI/HL, EXHEAT-PIH, SRC-6041, TLC-260A-036, KTLC-260A-036, TAT40017

STANDARD FEATURES

- Heater Water Level Safety Switch
- Inline GFCI with 6' Power Cord
- 240V, 6KW or 120V, 1.5KW Incoloy Element
- Adjustable Thermostat with "OFF" Position
- Manual Reset Hi-Limit
- Stainless Steel Adjustable Mounting Brackets
- Heater "ON" Indicator Light
- Hi-Limit Tripped Indicator Light
- Top Mounted Handle
- Operation Manual

ELECTRICAL SPECIFICATIONS:



MODEL:	BIS-15-120	BIS-60-240
Voltage:	208-240V(1-phase)	110-120V
Supply:	3-Wire(no neutral)	3-Wire
Plug Type:	Nema 6-30P	Nema 5-15
Amps:	30A @ 240V	15A @ 120V

DIMENSIONS:

46"H x 18"W

SHIPPING WEIGHT:

8.5lbs



Parts Parts Parts

HydroQuip now offers more spa parts than ever before. Original and generic replacement parts for use with many control system repairs ...



HYDROQUIP™
THE **SMART CHOICE™**

Made in the USA

Why choose Hydro-Quip? Here's why ...

Warranty & Customer Service

At Hydro-Quip, our most vital asset is our customers. We strive to ensure that the needs of our customers are being met. Not only do we have a knowledgeable technical staff, we also offer warranty on all our products

Wide Selection of Heater Assemblies

Our HQ generic heater series offers replacements for Therm Products, Balboa, Gecko and many more. We also produce the Universal Rite-Fit heater series that will replace 100's of different heater assemblies in the field.

Replacement Parts

Many of the parts in this catalog are most likely familiar although you may not have had a good dependable source to purchase them from until now. Whether you are looking for electro-mechanical or solid state replacement parts, you will find many of top sellers in this catalog.

Balboa® Retrofit Kits

Hydro-Quip is now offering Balboa Retrofit Kits which includes VS and BP Series Systems. With our extensive list of Balboa replacement parts it makes us a dependable source for Balboa replacement products.

Retro-Fit Slide Controls

Hydro-Quip Continues to offer the broadest selection of retro-fit controls and equipment to fit all of your spa or hot tub needs. The "Slide" heater feature allows for a flexible fit heater to get your job completed in a quick and efficient manner.

UL Listed Outdoor Equipment System

Our UL Listed Equipment Systems are available as 5.5 or 11KW electric and gas ready are now WiFi capable. This system is perfect for customers who are operating their spa independently, our 8000 series brings all the features necessary for a stand alone state of the art hot tub or spa installation.

Integrated Ozone Generator

By integrating the Ozone Generator into our Spa products we now have the Ozonator interlocked to operate automatically when the power is on. An integrated Ozone generator also eliminates an "extra" component (or two) to be mounted under the spa.

Global Connectivity

Hydro-Quip is now offering a new line of Wi-Fi Enabled Systems. This feature gives you the capability of running your spa or hot tub using a smartphone or tablet.



PT# 35-0002-K



PT# 35-0003-K



PT# 35-0012-K




PT# 35-0014-K



PT# 35-0025-K



PT# 35-0026-K



PT# 35-0028-K



PT# 35-0031A & 35-0031-K



PT# 35-0036-K



PT# 35-0037-K



PT# 35-0077-K



PT# 35-0078-K

PART NUMBER

DESCRIPTION

35-0002-K	Relay, SPDT, 120V,15A, T-91
35-0003-K	Relay, SPDT, 240V, 15A, T-91
35-0012-K	Contactors, DPST, 120V, 30/40A
35-0014-K	Contactors, DPST, 120V, 50A
35-0025-K	Contactors, SPST, 120V, 30A
35-0026-K	Contactors, SPST, 240V, 30A
35-0028-K	Contactors, DPST, 240V, 40/50A
35-0031-K	Relay, DPDT, 240V, 10A
35-0031A	Base, Relay Mounting, SE
35-0036-K	Relay, DPST, 120V, 30A, T-92
35-0037-K	Relay, DPDT, 240V, 30A, T-92
35-0077-K	Relay, DPDT, 120V, 30A, T-92
35-0078-K	Relay, DPDT, 240VAC, 10A, Baptisml




PART NUMBER	DESCRIPTION
34-0153-K	Pressure Switch, 120V, 3A, 1/8" thread 2PSI (adjustable) Manf.# 3158-EN
34-30379	Pressure Switch, Guard for PT# 34-0153-K
34-0178-K	Pressure Switch, 120V, 1A, 1/8" thread 1.50PSI (adjustable) Manf.# 3903-EECS
34-0178B-K	Pressure Switch, 120V, 1A, 1/8" thread 1.75PSI (adjustable) Manf.# 3903-EMCS
34-0178A-K	Pressure Switch, 125/250V, 1A, 1/8" thread 2.0 PSI (adjustable)
34-0148A-K	Pressure Switch, 125V, 15.1A, 1/8" thread 2.5PSI (not adjustable)
34-0019-C-K	Pressure Switch, 240V, 25A, 1/8" thread (adjustable) Manf.# 4010P replaces 3010P
34-0069C-K	Vacuum Switch, 125V, 12.5A, 1/8" thread (not adjustable)
34-0217-K	Flow Switch, 30V, 1A, 6' Cord, X=0.50" NPT, Y= 1.4"
34-0221-K	Flow Switch, 30V, 1A, 3/4" Barb size
34-0221A-K	Flow Switch, 30V, 1A, 4' Cord, X= 0.75" NPT, Y= 1.1"
34-0221B-K	Flow Switch, 30V, 1A, 3/4" x 1/2" Barb-Slip
48-0120*	Flow Switch Kit, 30V, 1A, 6' Cord 2"X2" W/1.5" Reducers
48-0120B	Flow Switch Kit, Air, 30V, 1A, 6' Cord 2"X2" W/1.5" Reducers
48-0223A	Flow Switch, 30V, 1A, 2" PVC Tee, AMP Plug (Not Shown)
48-0223B-K	Flow Switch, 30V, 1A, 3/4" Barb size, Molded Plug (Not Shown)
48-0223C	Flow Switch, 30V, 1A, 3/4" Barb size, MP/U/W, PCB Connect
48-0223G-HQ	Flow Switch, 30V, 1A, 3/4" Barb size, Molex Connector
34-0199F-K	Harness, PSI, SS, 14"
42-0013-K	Adapter, Barb, 3/4" X 1", PVC
48-0310-K	Adapter, Pump, Tubing Step Down Kit, from 1" to 3/4"

* Used w/series: 4100, 4200, 4220, 4230, 4330, 6100, 6200, 6220, 6230, 6330, 7100, 7500, 9700

T'stats, Hi-Limits & Timers




PT# 34-0081-K



PT# 34-0030-K



PT# 48-0013



PT# 34-0010-K



PT# 34-0012-K




PT# 34-0012A-K



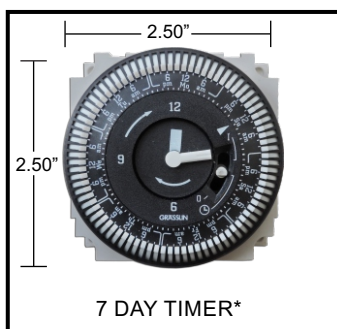
PT# 34-0058-K



PT# 48-0092S



24 HR TIMER
W/OVERRIDE SWITCH*



7 DAY TIMER*

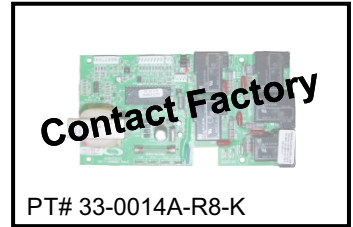
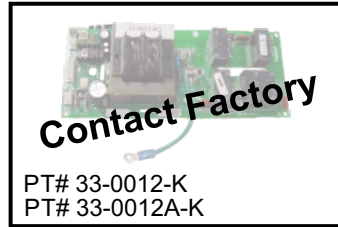


Timer replaces all similar old style Timers of this dimension

PART NUMBER DESCRIPTION

34-0081-K	Thermostat, 120V, 1A, Solid State (TDI), 1/4" Bulb, 36" CAP
34-0081B-K	Thermostat, 120V, 1A, Solid State (TDI), 1/4" Bulb, 72" CAP (Not Shown)
34-0081C-K	Thermostat, 120V, 1A, Solid State (TDI), 3/8" Bulb, 10" CAP (Not Shown)
34-0030-K	Thermostat, 5/16 Bulb, 24" CAP
48-0013	Thermostat Knob, Univ.
34-0010-K	High Limit, TCO, Auto, 130F
34-0012-K	High Limit, 5/16 Bulb, 24" CAP
34-0012A-K	High Limit, 1/4" Bulb, 36" CAP
34-0058-K	High Limit, Thermodisc, 250V, 50A
48-0092S	High Limit, with Auto Reset, Complete Kit
34-0035-K	Timer, 7 Day, 120V, 60HZ, 21A, STD
34-0036-K	Timer, 7 Day, 240V, 60HZ, STD
34-0033-K	Timer, 24HR, 120V, 60HZ, 21A, w/Override Switch
34-0052A-K	Timer, 24HR, 240V, 50 HZ, 21A, STD, w/Override Switch
34-0049-K	Timer, 24HR, 240V, 60HZ, STD, w/Override Switch

*Replaces Diehl/Grasslin & Other Spa Control Timers

Printed Circuit Boards Gecko Series



PART NUMBER DESCRIPTION


33-0010-R8-K	Replaced by PT# 33-0025A-K
33-0010-R1-5	Obsolete, Replaced by PT# 48-0101
33-0012-K	Obsolete - Contact Factory
33-0012A-K	Obsolete - Contact Factory
33-0014A-R8-K	Obsolete - Contact Factory
33-0018-R6	Obsolete, Replaced by PT# 48-0101
33-0024-K	DIG. ECO-2, 120V (4200, 6200, 9200 series)
33-0024A-K	Obsolete - Contact Factory
33-0024B-K	DIG. ECO-3, 120V (4230, 6230, 9230 series)
33-0024C-K	Obsolete - Contact Factory
33-0024D-K	DIG. ECO-2+2 120V (4220, 6220, 9220 series)
33-0024E-K	DIG. Stand./SSPA 120V (4330, 6330, 9330 series)
33-0024F-K	Obsolete - Contact Factory
33-0025A-K	DIG. MP, Univ, 10-Key (9700 series)
33-0027-K	DIG. MP, Outdoor 8-Key (8000 series)
48-0101	Kit, MSPA to MP Conversion (replaces 33-0018-RX, 33-0010-R5 & prior)
33-0041A-K	DIG. Y Series, ye-7
33-0045A-K	DIG, Y Series, yt-5

*PC Boards appear physically identical. Only difference is software and/or transformer.


** Sensors available in various sizes & lengths, please see page 8.20




PT# 33-53834-K




PT# 33-54115-K




PT# 33-54369-K



PT# 33-54357-K*




PT# 33-54638-K




PT# 33-56488-K




PT# 33-56965-K




PT# 33-56961-K




PT# 33-56380-K



PT# 33-56380A-K



PT# 33-56380B-K



PT# 33-56297-K
PT# 33-56299-K


PCB - Balboa

OLD PRT#	NEW PRT#	DESCRIPTION
33-0029-K	33-53834-K	DIG. EL2000 (8000B series) BWG# 53834-05, Chip# EL2000M3R2E
33-0031-K	33-54115-K	Lite Leader (7100B series) BWG# 54115, Chip# LITELDR1A
33-0032-K	33-54646-K*	Duplex, VS300Z BWG# 54646-01, Chip# VS300FHX
33-0032A-K	33-54369-K	Duplex, VS500Z (4100B, 6100B series) BWG# 54369-03, Chip# VS500ZR2D
33-0032B-K	33-54357-K*	Duplex, VS501Z (4200B, 6200B series) BWG# 54357-03, Chip# VS501ZR2D
N/A	33-54638-K*	Serial, VS504SZ BWG# 54638, Chip# VS504SZR1B
33-0032C-K	33-54383-K*	Duplex, VS511Z (4220B, 6220B series) BWG# 54383-04, Chip# VS511ZR2E
33-0032D-K	33-55840-K*	Duplex, VS513Z (4230B, 6230B series) BWG# 55840-01, Chip# VS513ZR1B
33-0032E-K	33-55602-K*	Duplex, VS520Z (6330B series) BWG# 55602, Chip# VS520ZR1A
33-0033-K	33-54372-K*	Serial, VS510SZ (4230B, 6230B series) BWG# 54372-03, Chip# VS510ZR2D
33-0033A-K	33-54385-K*	Serial, VS511SZ (4220B, 6220B series) BWG# 54385-03, Chip# VS511SZR2D
33-0033B-K	33-55151-K*	Serial, VS520SZ (4330B, 6330B series) BWG# 55151-01, Chip# VS520SZR1B
33-0033C-K	33-55299-K*	Serial, VS520SZ-3W (6330B-3W series) BWG# 55299-01, Chip# BDV520SZR1A
N/A	33-55152-K	Deluxe, VS520DZ, BWG# 55152-01, Chip# VS520D2R1B
33-0040-K	33-56488-K	BP, BP501-G1 (6200BP, 6230BP series) BWG# 56488-02, Chip# BP501G1R1B
33-0040A-K	33-56483-K	Obsolete, Replaced by PT# 33-56965-K
33-0040B-K	33-56585-K	Obsolete, Replaced by PT# 33-56961-K
N/A	33-56965-K	BP, BP501-G2 (6200BP, 6230BP series) BWG# 56483, Chip# BP501G2R1B
N/A	33-56961-K	BP, BP501-G3 (6200BP, 6230BP series) BWG# 56585, Chip# BP501G3R1A
N/A	33-56380-K	BP, BP2000-G1, BWG# 56380-02, Chip# BP2000G1R1C
N/A	33-56380A-K	BP, BP2000-G1 (8800 series) 208V BWG# 56380-02, Chip# BP2000G1R1C
N/A	33-56380B-K	BP, BP2000-G1 (8800 series) 240V BWG# 56380-02, Chip# BP2000G1R1C
N/A	33-56297-K	VS100, 120V, BWG# 56297
N/A	33-56299-K	VS100, 240V, BWG# 56299

Contact HydroQuip for information on which sensors and spsides are compatible.

* PC Boards may appear physically identical. Only difference may be software and/or transformer.

** Sensors available in various sizes & lengths, please see page 8.20



PT# 33-53681-K




PT# 33-53544-K



PT# 33-55137-K



PT# 33-53426-K



PT# 30-0103


Expander Boards

OLD PRT#	NEW PRT#	DESCRIPTION
----------	----------	-------------


33-0029A-K	33-53681-K	VS/EL, Expander, 30A Fuse (6230B, 8700 series) BWG# 53681
33-0029B-K	33-53544-K	VS/EL, Expander, No Fuse (6200B series) BWG# 53544
33-0029C-K	33-55137-K	VS/EL, Expander, Dual RLY (6330B series) BWG# 55137
33-0029D-K	33-53426-K	VS/EL, Expander, 2 Receptacles (6220B series) BWG# 53426
30-0103	N/A	Balboa BP Splitter, Replaces PT# 30893



PT# 33-52213-K



PT# 33-52532-K



PT# 33-54161-K




PT# 33-54091-K




PT# 33-51230-K




PT# 33-52295-K



PT# 33-52320-K




PT# 33-54122-K



PT# 33-51056-K



PT# 33-54446-K



PT# 34-0040

PART NUMBER	DESCRIPTION
-------------	-------------

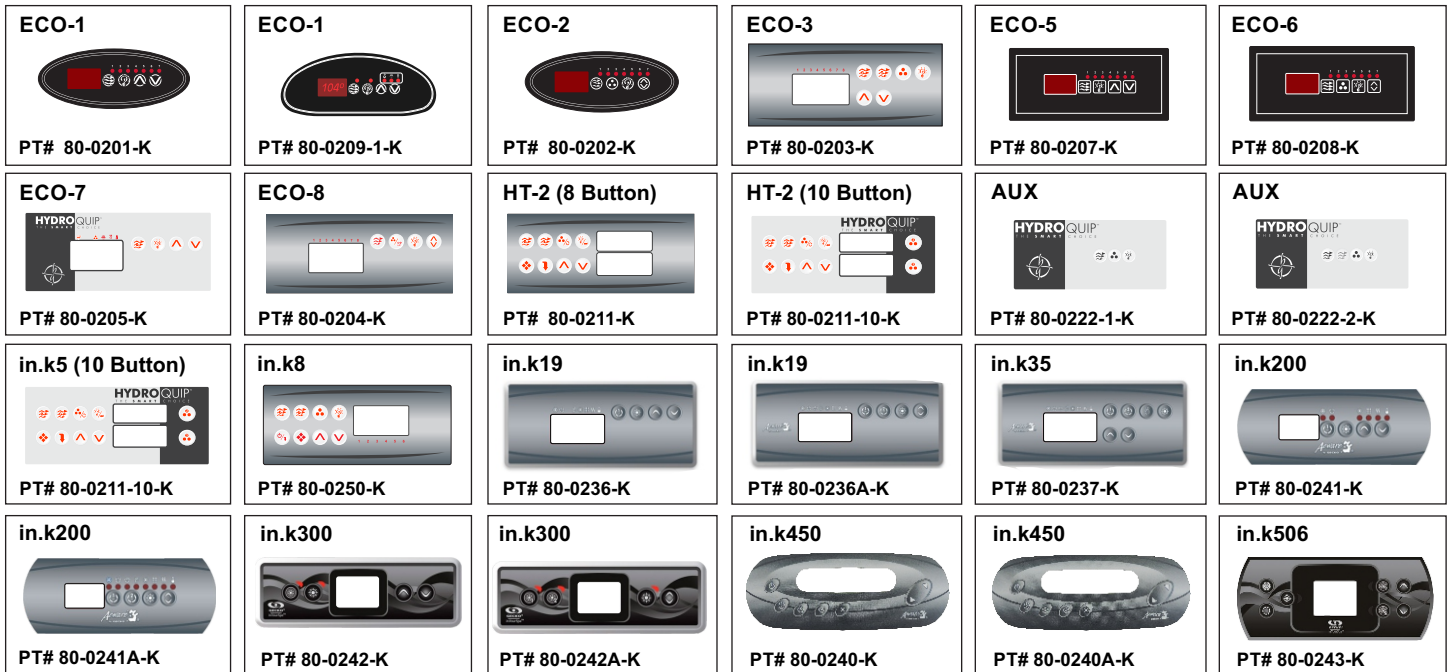
33-52213-K	Balboa®, Jacuzzi Whirlpool Value System, BWG# 52213, Chip# R576R1D
33-52532-K	Balboa®, SUV, M7, BWG# 52532-02, Chip# SUVR1B
33-54161-K	Balboa®, Value Digital, BWG# 54161, Chip# VALUER1D
33-54091-K	Balboa®, Super Duplex Digital, M1 Systems, BWG# 54091, Chip# M1R1B
33-51230-K	Balboa®, Duplex Analog, BWG# 51230, Chip# DUPLER1A
33-52295-K	Balboa®, 2000LE Digital, BWG# 52295-01, Chip# 2000LER1E
33-52320-K	Balboa®, 2000M7, Serial Standard LE, BWG# 52320-01, Chip# 2000M7R1B
33-54122-K	Balboa®, Millennium Standard/Deluxe, BWG# 54122, Chip# M2/M3R1D
33-51056-K	PCB, Balboa®, Lite Digital, BWG# 51056, Chip# WHRLPLR1A
33-54446-K	PCB, Balboa®, Lite Leader, ICON15, BWG# 54446, Chip#ICON15R2B
34-0040	Terminal Strip, Balboa, M1/M3, 6 POS

Contact HydroQuip for information on which sensors and spasides are compatible.




















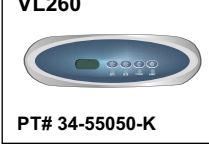











Spasides - Gecko

SERIES	PT #	DESCRIPTION
① S-Class	34-0193-K	ECO-1, 10', 4BTN, 4 1/2"x 2", w/Overlay: 80-0201, P1/L/UP/DN
① S-Class	34-0209-0	ECO-1, Crescent, 10', 4BTN, 4 1/2"x 2" w/Overlay: 80-0209-01, P1/LT/UP/DN
① S-Class	34-0200-K	ECO-2, 10', 4BTN, 4 1/2"x 2", w/Overlay: 80-0202, P1/BL/L/TEMP
① S-Class	34-0197-K	ECO-3, 10', 6BTN, 7"x 3 1/4", w/Overlay: 80-0203, P1/P2/BL/LT/UP/DN
① S-Class	34-0197-25-K	ECO-3, 25', 6BTN, 7"x 3 1/4", w/Overlay: 80-0203, P1/P2/BL/LT/UP/DN
① S-Class	34-0197-UB	ECO-3, 10', 6BTN, 10FT, No Bezel, No Overlay (Not Shown)
① S-Class	34-0207-K	ECO-5, 10', 4BTN, 5"x 2 1/2", w/Overlay: 80-0207, P1/LT/UP/DN
① S-Class	34-0207-25-K	ECO-5, 25', 4BTN, 5"x 2 1/2", w/Overlay: 80-0207, P1/LT/UP/DN
① S-Class	34-0208-K	ECO-6, 10', 4BTN, 5"x 2 1/2", w/Overlay: 80-0208, P1/BL/LT/TEMP
① S-Class	34-0208-25-K	ECO-6, 25', 4BTN, 5"x 2 1/2", w/Overlay: 80-0208, P1/BL/LT/TEMP
① S-Class	34-0198-K	ECO-7, 10', 4BTN, 7"x 3 1/4", w/Overlay: 80-0205, P1/LT/UP/DN
① S-Class	34-0198-UB	ECO-7/8, 10', 4BTN, 10FT, No Bezel, No Overlay (Not Shown)
① S-Class	34-0198A-K	ECO-8, 10', 4BTN, 7"x 3 1/4", w/Overlay: 80-0204, P1/BL/LT/TEMP
① M-Class	34-0190A-UB	HT-2, 10BTN, Obsolete, CONTACT FACTORY
① M-Class	34-0190A-K	HT-2, 10BTN, Obsolete, CONTACT FACTORY
① M-Class	34-0190-K	HT-2, 8BTN, Obsolete, CONTACT FACTORY
① M-Class	34-0189-K	HT-2, 8BTN, Obsolete, CONTACT FACTORY
① M-Class	48-0210-S	AUX, 4/3BTN, 18FT, 5" X 2-1/2", w/Overlay: 80-0222-1 & 80-0222-2
① M-Class	34-0196A-K	Remote, I/R, MP, w/Overlay: 80-0230-A
② Y Series	34-0244-K	in.k5 Obsolete, Replaced by PT# 34-0250-K
② Y Series	34-0250-K	in.k8, 10', 8BTN, 7"x3 1/4", w/Overlay: 80-0250-K, P1/P2/BL/LT/M/PG/UP/DN
② Y Series	34-0236-K	in.k19, 10', 4BTN, 7" X 3-1/4", w/Overlay: 80-0236, P1/LT/UP/DN
② Y Series	34-0236A-K	in.k19, 10', 4BTN, 7" X 3-1/4", w/Overlay: 80-0236A, P1/AUX/LT/TEMP
② Y Series	34-0237-K	in.k35 Obsolete, Replaced by PT# 34-0250-K
② Y Series	34-0241-K	in.k200, 10', 4 BTN, 4-3/4" X 2", w/Overlay: 80-0241, P1/LT/UP/DN
② Y Series	34-0241A-K	in.k200, 10', 4 BTN, 4-3/4" X 2", w/Overlay: 80-0241A, P1/P2/LT/TEMP
② Y Series	34-0242-K	in.k300, 10', 4 BTN, 6-1/4" X 2-1/4", w/Overlay: 80-0242, P1/LT/UP/DN
② Y Series	34-0242A-K	in.k300, 10', 4 BTN, 6-1/4" X 2-1/4", w/Overlay: 80-0242A, P1/P2/LT/TEMP
② Y Series	34-0240-K	in.k450, 10', 6 BTN, 7-1/4" X 3", w/Overlay: 80-0240, ON/P1/P2/LT/UP/DN
② Y Series	34-0240A-K	in.k450, 10', 7 BTN, 7-1/4" X 3", w/Overlay: 80-0240A, ON/P1/P2/P3/LT/UP/DN
② Y Series	34-0243-K	in.k506, 10', 7 BTN, 7-1/8" X 3-3/8", w/Overlay: 80-0243, S/LT/M/P1/P2/UP/DN



SERIES	PT #	DESCRIPTION
--------	------	-------------




























S-Class	80-0201-K	ECO-1, 4BTN, P1/L/UP/DN
S-Class	80-0209-1-K	ECO-1, Crescent, 4BTN, P1/LT/UP/DN
S-Class	80-0202-K	ECO-2, 4BTN, P1/BL/L/TEMP
S-Class	80-0203-K	ECO-3, 6BTN, P1/P2/BL/LT/UP/DN
S-Class	80-0207-K	ECO-5, 4BTN, P1/LT/UP/DN
S-Class	80-0208-K	ECO-6, 4BTN, P1/BL/LT/TEMP
S-Class	80-0205-K	ECO-7, 4BTN, P1/LT/UP/DN
S-Class	80-0204-K	ECO-8, 4BTN, P1/BL/LT/TEMP
S-Class	80-0222-1-K	AUX, 3BTN, P1/BL/LT
S-Class	80-0222-2-K	AUX, 4BTN, P1/P2/BL/LT
M-Class	80-0211-10-K	HT-2, 10BTN, P1/P2/BL/LT/PG/EC/UP/DN/ACC1/ACC2
M-Class	80-0211-K	HT-2, 8BTN, P1/P2/BL/LT/PG/EC/UP/DN
M-Class	80-0230-A-K	Remote, I/R, MP
Y Series	80-0211-10-K	in.k5, 10BTN, P1/P2/BL/LT/PG/EC/UP/DN
Y Series	80-0250-K	in.k8, 8BTN, P1/P2/BL/LT/M/PG/UP/DN
Y Series	80-0236-K	in.k19, 4BTN, P1/LT/UP/DN
Y Series	80-0236A-K	in.k19, 4BTN, P1/AUX/LT/TEMP
Y Series	80-0237-K	in.k35, 6BTN, P1/P2/AUX/LT/UP/DN
Y Series	80-0241-K	K200, 4 BTN, P1/LT/UP/DN
Y Series	80-0241A-K	K200, 4 BTN, P1/P2/LT/TEMP
Y Series	80-0242-K	K300, 4 BTN, P1/LT/UP/DN
Y Series	80-0242A-K	K300, 4 BTN, P1/P2/LT/TEMP
Y Series	80-0240-K	K450, 6 BTN, ON/P1/P2/LT/UP/DN
Y Series	80-0240A-K	K450, 7 BTN, ON/P1/P2/P3/LT/UP/DN
Y Series	80-0243-K	K506, 7 BTN, S/LT/M/P1/P2/UP/DN

 PT# 34-52144-K	 PT# 34-52312-K	 PT# 34-52487-K	 PT# 34-53238-K	 PT# 34-55123-K	 PT# 34-55431-K
 PT# 34-55563-K	 PT# 34-53565-K	 PT# 34-53643-K	 PT# 34-55080-K	 PT# 34-55456-K	 PT# 34-53566-K
 PT# 34-53645-K	 PT# 34-53777-K	 PT# 34-54268-K	 PT# 34-54685-K	 PT# 34-55049-K	 PT# 34-55050-K
 PT# 34-55051-K	 PT# 34-55081-K	 PT# 34-55559-K	 PT# 34-50175-K	 PT#34-50176-K	 PT#34-55129-K
 PT# 34-54094-K	 PT# 34-54135-K	 PT# 34-54251-K	 PT# 34-54665-K	<p>Panel Connector Style</p> <p>① 8-Pin Phone Jack Style </p> <p>VL Series</p>	

VL Panel Series(Designed for VS/GS Systems)

SERIES	PT #	DESCRIPTION
--------	------	-------------


SERIES	PT #	DESCRIPTION
① VS Duplex	34-52144-K	VL200, LCD, 7', Panel: 53676, Overlay: 80-11095, B/J/T/L, 4.3" X 1.6"
① VS Duplex	34-52312-K	VL200, LCD, 7', Panel: 53676, Overlay: 80-11127, J/J/T/L, 4.3" X 1.6"
① VS Duplex	34-52487-K	VL200, LCD, 7', Panel: 53676, Overlay: 80-11219, J/T/L, 4.3" X 1.6"
① VS Duplex	34-53238-K	VL200, Heat Jacket System, 7', Panel: 53676, Overlay: 80-11393, W/C/J/L, 4.3" X 1.6"
① VS Duplex	34-55123-K	VL200, LCD, 7', Panel: 53676, Overlay: 80-11852, J/L/C/W, 4.3" X 1.6"
① VS Duplex	34-55431-K	VL200, LCD, 10', Panel: 54242, Overlay: 80-11219, J/T/L, 4.3" X 1.6"
① VS Duplex	34-55563-K	VL200, LCD, 7', Panel: 53676, Overlay: 80-11852, J/L/C/W, 4.3" X 1.6"
① VS Duplex	34-53565-K	VL240, LCD, 7', Panel: 53636, Overlay: 80-11520, B/J/T/L, 5.3" X 1.9", white trim
① VS Duplex	34-53643-K	VL240, LCD, 7', Panel: 53644, Overlay: 80-11520, B/J/T/L, 5.3" X 1.9", gray trim
① VS Duplex	34-55080-K	VL240, LCD, 7', Panel: 53636, Overlay: 80-11745, J/L/C/W, 5.3" X 1.9", white trim
① VS Duplex	34-55456-K	VL240, LCD, 7', Panel: 53644, Overlay: 80-11745, J/L/C/W, 5.3" X 1.9", gray trim
① VS Duplex	34-53566-K	VL260, LCD, 7', Panel: 53637, Overlay: 80-11521, B/J/T/L, 7" X 2.1", white trim
① VS Duplex	34-53645-K	VL260, LCD, 7', Panel: 53646, Overlay: 80-11521, B/J/T/L, 7" X 2.1", gray trim
① VS Duplex	34-53777-K	VL260, LCD, 10', Panel: 53646, Overlay: 80-11521, B/J/T/L, 7" X 2.1", gray trim
① VS Duplex	34-54268-K	VL260, LCD, 7', Panel: 50063, Overlay: 80-11521, B/J/T/L, 7" X 2.1", clear trim
① VS Duplex	34-54685-K	VL260, LCD, 7', Panel: 53646, Overlay: 80-11724, J/T/L, 7" X 2.1", gray trim
① VS Duplex	34-55049-K	VL260, LCD, 7', Panel: 53637, Overlay: 80-11725, J/J/T/L, 7" X 2.1", white trim
① VS Duplex	34-55050-K	VL260, LCD, 7', Panel: 53646, Overlay: 80-11725, J/J/T/L, 7" X 2.1", gray trim
① VS Duplex	34-55051-K	VL260, LCD, 7', Panel: 50063, Overlay: 80-11725, J/J/T/L, 7" X 2.1", clear trim
① VS Duplex	34-55081-K	VL260, LCD, 7', Panel: 53637, Overlay: 80-11746, J/L/C/W, 7" X 2.1"
① VS Duplex	34-55559-K	VL260, LCD, 7', Panel: 53646, Overlay: 80-12050, J/T/L, 7" X 2.1", gray trim
① VS Duplex	34-50175-K	VL400, LCD, 7', Panel: 55130, Overlay: 80-12238, L/T/J, 7.5" X 2.3"
① VS Duplex	34-50176-K	VL400, LCD, 7', Panel: 55130, Overlay: 80-12237, L/T/J/J, 7.5" X 2.3"
① VS Duplex	34-55129-K	VL400, LCD, 7', Panel: 55130, Overlay: 80-11822, L/T/J/A, 7.5" X 2.3"
① VS Duplex	34-54094-K	VL401, LCD, 7', Panel: 52424-01, Overlay: 80-10669, B/J/T/L, 6.3" X 2.2"
① VS Duplex	34-54135-K	VL401, LCD, 7', Panel: 52424-01, Overlay: 80-10839, J/T/L, 6.3" X 2.2"
① VS Duplex	34-54251-K	VL401, LCD, 7', Panel: 52424-01, Overlay: 80-11671, J/J/T/L, 6.3" X 2.2"
① VS Duplex	34-54665-K	VL401, LCD, 7', Panel: 52424-01, Overlay: 80-11885, J/L/C/W, 6.3" X 2.2"

 VL402 PT#34-54093-K	 VL402 PT# 34-54100-K	 VL402 PT#34-54107-K	 VL403 PT# 34-51676-K	 VL403 PT# 34-52345-K	 VL403 PT# 34-54104-K
 VL403 PT# 34-54105-K	 VL403 PT# 34-54664-K	 VL404 PT# 34-51223-K	 VL404 PT# 34-51225-K	 VL404 PT# 34-51248-K	 VL406T PT# 34-50217-K
 VL406T PT# 34-55349-K	 VL406T PT# 34-55570-K	 VL406U PT# 34-53272-K	 VL406U PT# 34-55350-K	 VL600S PT# 34-54547-K	 VL600S PT# 34-54548-K
 VL600S PT#34-54681-K	 VL620S PT# 34-50055-K	 VL700S PT# 34-53811-K	 VL700S PT# 34-54716-K	 VL701S PT# 34-51057-K	 VL701S PT# 34-51247-K
 VL701S PT# 34-51452-K	 VL701S PT# 34-53189-K	 VL701S PT# 34-54170-K	 VL701S PT# 34-55390-K	Panel Connector Style  VL Series ① 8-Pin Phone Jack Style	

VL Panel Series(Designed for VS/GS Systems)

SERIES	PT #	DESCRIPTION
① VS Duplex	34-54093-K	VL402, LCD, 7', Panel: 51876, Overlay: 80-10668, B/L/J/T, 7.3" X 3.2"
① VS Duplex	34-54100-K	VL402, LCD, 7', Panel: 51876, Overlay: 80-10721, L/J/T, 7.3" X 3.2"
① VS Duplex	34-54107-K	VL402, LCD, 7', Panel: 51876, Overlay: 80-10764, J/L/J/T, 7.3" X 3.2"
① VS Duplex	34-51676-K	VL403, LED, 7', Panel: 54130, Overlay: 80-10671, B/J/T/L, 6.3" X 2.2"
① VS Duplex	34-52345-K	VL403, LED, 7', Panel: 51499, Overlay: 80-11448, J/L/W/C, 6.3" X 2.2"
① VS Duplex	34-54104-K	VL403, LED, 7', Panel: 54130, Overlay: 80-10752, J/J/T/L, 6.3" X 2.2"
① VS Duplex	34-54105-K	VL403, LED, 7', Panel: 54130, Overlay: 80-10753, J/T/L, 6.3" X 2.2"
① VS Duplex	34-54664-K	VL403, LED, 7', Panel: 54130, Overlay: 80-11884, J/L/C/W, 6.3" X 2.2"
① VS Duplex	34-51223-K	VL404, LED, 25', Panel: 52825, Overlay: 80-10307, T/B/J/L, 7.3" X 3.2"
① VS Duplex	34-51225-K	VL404, LED, 25', Panel: 52825, Overlay: 80-10352, T/J/L, 7.3" X 3.2"
① VS Duplex	34-51248-K	VL404, LED, 25', Panel: 52825, Overlay: 80-10418, T/J/J/L, 7.3" X 3.2"
① VS Duplex	34-50217-K	VL406T, LCD, 7', Panel: 55413, Overlay: 80-12438, J/L/T, 7" X 3.4"
① VS Duplex	34-55349-K	VL406T, LCD, 7', Panel: 55413, Overlay: 80-11946, J/B/L/T, 7" X 3.4"
① VS Duplex	34-55570-K	VL406T, LCD, 7', Panel: 55413-01, Overlay: 80-12051, J/J/L/T, 7" X 3.4"
① VS Duplex	34-53272-K	VL406U, LCD, 10', Panel: 53271, Overlay: 80-11947, J/L/W/C, 7" X 3.4"
① VS Duplex	34-55350-K	VL406U, LCD, 7', Panel: 55417-01, Overlay: 80-11947, J/L/W/C, 7" X 3.4"
① VS Serial	34-54547-K	VL600S, LCD, 7', Panel: 54546-01, Overlay: 80-11773, J/B/L/W/M/C, 7" X 3.4"
① VS Serial	34-54548-K	VL600S, LCD, 7', Panel: 54546-01, Overlay: 80-11774, J/J/L/W/M/C, 7" X 3.4"
① VS Serial	34-54681-K	VL600S, LCD, 7', Panel: 54546-01, Overlay: 80-11877, J/A/L/W/M/C, 7" X 3.4"
① VS Serial	34-50055-K	VL620S, LCD, 7', Panel: 55582-01, Overlay: 80-12220, J/J/L/W/M/C, 7" X 3.4"
① VS Serial	34-53811-K	VL700S, LCD, 7', Panel: 53812, Overlay: 80-11688, W/M/C/L/B/J/J, 9.8" X 3.1"
① VS Serial	34-54716-K	VL700S, LCD, 7', Panel: 53812, Overlay: 80-11756, W/M/C/L/J/J, 9.8" X 3.1"
① VS Serial	34-51057-K	VL701S, LCD, 7', Panel: 54112-01, Overlay: 80-10328, M/W/J/B/L/C, 7.4" X 3.3"
① VS Serial	34-51247-K	VL701S, LCD, 7', Panel: 54112-01, Overlay: 80-10402, M/W/J/J/L/C, 7.4" X 3.3"
① VS Serial	34-51452-K	VL701S, LCD, 7', Panel: 54112-01, Overlay: 80-10429, M/J/L/W/C, 7.4" X 3.3"
① VS Serial	34-53189-K	VL701S, LCD, 7', Panel: 54112-01, Overlay: 80-10430, B/M/J/J/L/W/C, 7.4" X 3.3"
① VS Serial	34-54170-K	VL701S, LCD, 7', Panel: 54112-01, Overlay: 80-11159, A/M/W/J/J/L/C, 7.4" X 3.3"
① VS Serial	34-55390-K	VL701S, LCD, 7', Panel: 54112-01, Overlay: 80-11984, L/M/J/J/J/W/C, 7.4" X 3.3"

Spasides - Balboa



VL Panel Series(Designed for VS/GS Systems)

SERIES	PT #	DESCRIPTION
① VS Serial	34-54652-K	VL702S, LCD, 7", Panel: 54539-01, Overlay: 80-11790, B/M/J/J/L/W/C, 10.3" X 4.6"
① VS Deluxe	34-54108-K	VL801D, LCD, 7", Panel: 54121-01, Overlay: 80-10763, T/M/W/B/L/C/J/J, 7.4" X 3.3"
① VS Deluxe	34-54128-K	VL801D, LCD, 7", Panel: 54121-01, Overlay: 80-10823, T/M/W/B/L/C/J/A, 7.4" X 3.3"
① VS Deluxe	34-54142-K	VL801D, LCD, 7", Panel: 54121-01, Overlay: 80-10841, T/M/W/L/C/J/J, 7.4" X 3.3"
① VS Deluxe	34-54528-K	VL802D, LCD, 7", Panel: 54562-01, Overlay: 80-11789, T/M/W/B/L/C/J/J, 10.3" X 4.6"

ML Panel Series(Designed for EL/GL Systems)

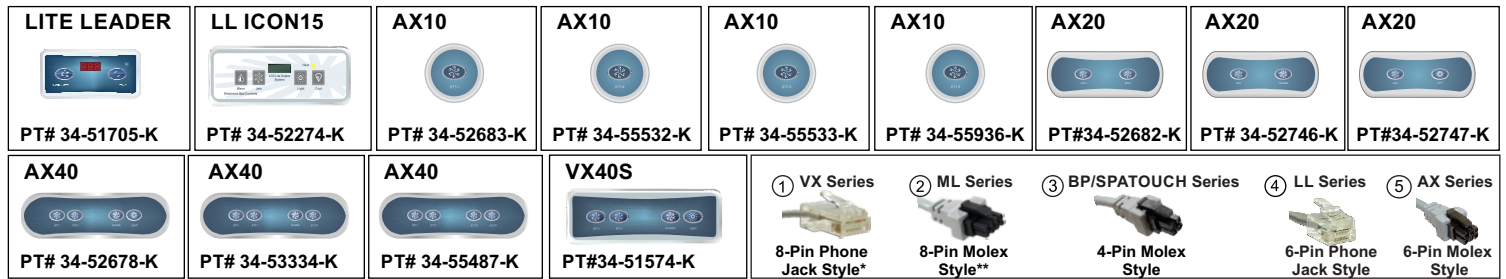
② EL/GL	34-52685-K	ML200, LCD, Panel:53292, Overlay: 80-11344, J/A/T/L, 4.3" X 1.6"
② EL/GL	34-52684-K	ML400, LCD, 7", Panel: 53291, Overlay: 80-11345, J/A/T/L, 7.5" X 2.3"
② EL/GL	34-53392-K	ML550, LCD, 7", Panel: 53393, Overlay: 80-11909, C/W/J/J/B/L/M, 13.7" X 2.5"
② EL/GL	34-54726-K	ML550, LCD, 7", Panel: 53393, Overlay: 80-11901, C/W/J/J/J/L/M, 13.7" X 2.5"
② EL/GL	34-55989-K	ML550, LCD, 7", Panel: 53393, Overlay: 80-12183, C/W/J/J/J/L/M, 13.7" X 2.5"
② EL/GL	34-53502-K	ML551, LCD, 7", Panel: 53503-02, Overlay: 80-11609, L/M/W/J/J/B/C, 7.4" X 3.3"
② EL/GL	34-55304-K	ML551, LCD, 7", Panel: 53503-02, Overlay: 80-11899, L/M/J/J/J/W/C, 7.4" X 3.3"
② EL/GL	34-55600-K	ML551, LCD, Panel: 53503-02, Overlay: 80-12052, J/L/M/J/J/J/W/C, 7.4" X 3.3"
② EL/GL	34-52649-K	ML700, LCD, Panel: 50563, Overlay: 80-11281, T/W/M/C/L/B/J/J, 9.8" X 3.1"
② EL/GL	34-53567-K	ML700, LCD, Panel: 50563, Overlay: 80-11476, T/W/M/C/L/J/J/J, 9.8" X 3.1"
② EL/GL	34-55609-K	ML700, LCD, Panel: 50563, Overlay: 80-12053, T/W/M/C/L/B/J, 9.8" X 3.1"
② EL/GL	34-55536-K	ML900, LCD, Panel: 52797-04, Overlay: 80-12037, T/W/M/C/J/J/J/J/L/B/J, 11.7" X 3.2"
② EL/GL	34-54589-K	ML900, LCD, Panel: 52797-04, Overlay: 80-11806, T/W/M/C/J/J/J/J/V/L/O, 11.7" X 3.2"
② EL/GL	34-55580-K	ML900, LCD, Panel: 52797-04, Overlay: 80-12132, T/W/M/C/J/J/J/J/V/L/B/O, 11.7" X 3.2"
② EL/GL	34-52654-K	ML900, LCD, Panel: 52797-04, Overlay: 80-40026, T/W/M/C/J/J/J/O/V/L/B, 11.7" X 3.2"

TP Panel Series(Designed for BP Systems)

③ BP	34-50260-K	TP400T, BP, 7", Panel: 55701-04, Overlay: 80-12511, T/J/L/A, 8.3" X 2.5"
③ BP	34-50259-K	TP400W, BP, 7", Panel: 55702-03, Overlay: 80-12510, W/C/L/J, 8.3" X 2.5"
③ BP	34-57237-K	TP500, BP, 7", Panel: 57238, Overlay: 80-17183, J/A/L, 6.32" X 2.25"
③ BP	34-55673-K	TP600, BP, 7", Panel: 55676-11, Overlay: 80-12101, J/A/F/W/L/C, 7.1" X 3.5"
③ BP	34-50056-K	TP600, BP, 7", Panel: 55676-11, Overlay: 80-12198, J/J/F/W/L/C, 7.1" X 3.5"
③ BP	34-50335-K	TP600, BP, 7", Panel: 55676-11, Overlay: 80-12762, J/J/A/W/L/C, 7.1" X 3.5"
③ BP	34-50261-K	TP800, BP, 7", Panel: 50204-09, Overlay: 80-12512, 9 button, 10" X 3.5"

SPATOUCH Panel Series(Designed for BP Systems)

③ BP	34-50403-K	Spatouch, Oval, Panel: 50404, Overlay: 80-12975, 8.8" X 4.9"
③ BP	34-50401-K	Osolete Use 34-50587-K
③ BP	34-50390-K	Spatouch, Trapezoid, Panel: 50391, Overlay: 80-12966, 7.8" X 4.7"
③ BP	34-50587-K	Spatouch, Rectangle, Panel: 50586, Overlay: 80-12974, 5.6" X 4.4"



LITE LEADER Panel Series(Designed for LL / ICON Systems)

SERIES	PT #	DESCRIPTION
④ LL	34-51705-K	Lite Leader, 7', Overlay: 80-10694, L-J/T, 4.6" X 2.3"
④ LL	34-52274-K	VL401, LL ICON15, LCD, 7', Overlay: 80-11853, W/J/L/C, 6.3" X 2.2"

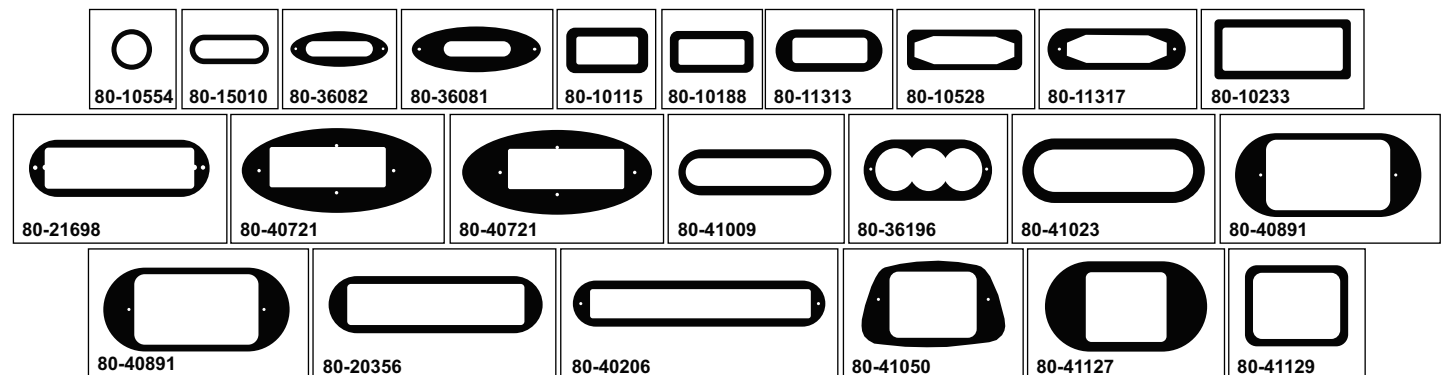
AX Panel Series(Designed for EL/GL & BP Systems)

⑤ EL/GL/BP	34-52683-K	AX10, 18', Panel: 52803, Overlay: 80-40105, Jets 1, 2.2" X 2.2"
⑤ EL/GL/BP	34-55532-K	AX10, 18', Panel: 52803, Overlay: 80-11908, Jets 4, 2.2" X 2.2"
⑤ EL/GL/BP	34-55533-K	AX10, 18', Panel: 52803, Overlay: 80-11907, Jets 3, 2.2" X 2.2"
⑤ EL/GL/BP	34-55936-K	AX10, 18', Panel: 52803, Overlay: 80-12122, Jets 5, 2.2" X 2.2"
⑤ EL/GL/BP	34-52682-K	AX20, 18', w/Overlay: 80-40096, J/J, 5.8" X 2.3"
⑤ EL/GL/BP	34-52746-K	AX20, 18', w/Overlay: 80-40096, J/J, 5.8" X 2.3"
⑤ EL/GL/BP	34-52747-K	AX20, 18', w/Overlay: 80-40097, J/L, 5.8" X 2.3"
⑤ EL/GL/BP	34-52678-K	AX40, 18', Panel: 52799, Overlay: 80-40030, J/J/B/L, 7.5" X 2.3"
⑤ EL/GL/BP	34-53334-K	AX40, 18', Panel: 52799, Overlay: 80-11428, J/J/B/J, 7.5" X 2.3"
⑤ EL/GL/BP	34-55487-K	AX40, 18', Panel: 52799, Overlay: 80-11823, J/J/J/J, 7.5" X 2.3"

VX Panel Series(Designed for VS/GS Systems)

① Duplex	34-51574-K	VX40S, Aux, 18', VS, Panel: 52576, Overlay: 80-10559, J/J/B/L, 7.2" X 2.5"
----------	------------	--

Balboa® Spaside Foam Gaskets



PT #	DESCRIPTION	PT #	DESCRIPTION
80-10115	Lite Leader(51499)	80-36082	VL240(53636, 53644)
80-10188	Duplex w/Knob(51219)	80-36196	TP600(55676, 56046), VL406T(50210, 50222, 55413), VL406U(53271, 55417), VL600S(54546), VL620S(55582)
80-10233	VL701S(50617, 54112), VL801D(54121), ML551(53503), VL402(51876),	80-40206	ML550(53393)
VL404(52825)		80-40721	VL802D(54562), VL702S(54539)
80-10528	VL401(52424), VL403(54130)	80-40891	TP900(50262)
80-10554	AX10, Single Button Aux	80-41009	TP400T(55701), TP400W(55702)
80-11313	AX20, Two Button Aux	80-41023	TP800(50204, 57240)
80-11317	ML400(53291), VL400(55130), AX40(52799)	80-41050	Spatouch Trapezoid(50391)
80-15010	VL200(53676, 54252, 55472)	80-41127	Spatouch Oval(50588)
80-20356	ML900(52797)	80-41129	Spatouch Square(50586)
80-21698	ML700(50563), VL700S (53812)		
80-36081	VL260(53646, 53637, 53999)		


Spasides - Balboa

 VL200 PT# 80-11095-K	 VL200 PT# 80-11127-K	 VL200 PT# 80-11219-K	 VL200 PT# 80-11852-K	 VL240 PT# 80-11520-K	 VL240 PT# 80-11745-K	 VL240 PT# 80-11764-K	 VL240 PT# 80-11765-K
 VL260 PT# 80-11521-K	 VL260 PT# 80-11724-K	 VL260 PT# 80-11725-K	 VL260 PT# 80-11746-K	 VL260 PT# 80-12050-K	 VL400 PT# 80-11822-K		
 VL400 PT# 80-12237-K	 VL400 PT# 80-12238-K	 VL401 PT# 80-10669-K	 VL401 PT# 80-11671-K	 VL401 PT# 80-10839-K	 VL401 PT# 80-11885-K		
 VL402 PT# 80-10668-K	 VL402 PT# 80-10721-K	 VL402 PT# 80-10764-K	 VL403 PT# 80-10671-K	 VL403 PT# 80-10752-K	 VL403 PT# 80-10753-K		
 VL403 PT# 80-11448-K	 VL403 PT# 80-11884-K	 VL404 PT# 80-10307-K	 VL404 PT# 80-10352-K	 VL404 PT# 80-10418-K	 VL406T PT# 80-11946-K		

VL Panel Overlays (Designed for VS/GS Systems)

SERIES	PT #	DESCRIPTION
--------	------	-------------

VS Duplex	80-11095-K	VL200, DUP, OV, B/J/T/L
VS Duplex	80-11127-K	VL200, DUP, OV, J/J/T/L
VS Duplex	80-11219-K	VL200, J/T/L
VS Duplex	80-11852-K	VL200, DUP, OV, J/L/C/W
VS Duplex	80-11520-K	VL240, B/J/T/L
VS Duplex	80-11745-K	VL240, J/L/C/W
VS Duplex	80-11764-K	VL240, J/J/T/L
VS Duplex	80-11765-K	VL240, J/T/L
VS Duplex	80-11521-K	VL260, B/J/T/L
VS Duplex	80-11724-K	VL260, J/T/L
VS Duplex	80-11725-K	VL260, J/J/T/L
VS Duplex	80-11746-K	VL260, J/L/C/W
VS Duplex	80-12050-K	VL260, A/J/T/L
VS Duplex	80-11822-K	VL400, L/T/J/A
VS Duplex	80-12237-K	VL400, L/T/J/J
VS Duplex	80-12238-K	VL400, L/T/J
VS Duplex	80-10669-K	VL401, DUP, RE, B/J/T/L
VS Duplex	80-11671-K	VL401, DUP, RE, J/J/T/L
VS Duplex	80-10839-K	VL401, DUP, RE, J/T/L
VS Duplex	80-11885-K	VL401, DUP, RE, J/L/C/W
VS Duplex	80-10668-K	VL402, B/L/J/T
VS Duplex	80-10721-K	VL402, L/J/T
VS Duplex	80-10764-K	VL402, J/L/J/T
VS Duplex	80-10671-K	VL403, B/J/T/L
VS Duplex	80-10752-K	VL403, J/J/T/L
VS Duplex	80-10753-K	VL403, J/T/L
VS Duplex	80-11448-K	VL403, J/L/W/C
VS Duplex	80-11884-K	VL403, J/L/C/W
VS Duplex	80-10307-K	VL404, T/B/J/L
VS Duplex	80-10352-K	VL404, T/J/L
VS Duplex	80-10418-K	VL404, T/J/J/L
VS Duplex	80-11946-K	VL406T, J/B/L/T




VL Panel Overlays (Designed for VS/GS Systems)

SERIES	PT #	DESCRIPTION
VS Duplex	80-12051-K	VL406T, J/J/L/T
VS Duplex	80-12438-K	VL406T, J/L/T
VS Duplex	80-11947-K	VL406U, J/L/W/C
VS Serial	80-11773-K	VL600S, J/B/L/W/M/C
VS Serial	80-11774-K	VL600S, J/J/L/W/M/C
VS Serial	80-11877-K	VL600S/VL620S, SER, OV, J/A/L/W/M/C
VS Serial	80-11688-K	VL700S, W/M/C/L/B/J/J
VS Serial	80-11756-K	VL700S, W/M/C/L/J/J
VS Serial	80-11892-K	VL700S, W/M/C/A/L/J/J
VS Serial	80-10430-K	VL701S, B/M/J/J/L/W/C
VS Serial	80-10328-K	VL701S, SER, RE, M/J/B/L/W/C
VS Serial	80-10402-K	VL701S, M/W/J/J/L/C
VS Serial	80-10429-K	VL701S, M/J/L/W/C
VS Serial	80-11159-K	VL701S, SER, RE, A/M/J/J/L/W/C
VS Serial	80-11984-K	VL701S, SER, RE, L/M/J/J/J/W/C
VS Serial	80-11790-K	VL702S, B/M/J/J/L/W/C
VS Serial	80-11894-K	VL702S, L/M/J/J/L/W/C
VS Serial	80-11957-K	VL702S, L/M/J/J/J/W/C
VS Serial	80-12437-K	VL702S, M/J/J/L/W/C
VS Deluxe	80-10823-K	VL801D, T/M/W/B/L/C/J/A
VS Deluxe	80-10763-K	VL801D, T/M/W/B/L/C/J/J
VS Deluxe	80-10841-K	VL801D, T/M/W/L/C/J/J
VS Deluxe	80-11789-K	VL801D, T/M/W/B/L/C/J/J

ML Panel Overlays (Designed for EL/GL Systems)

EL/GL	80-11344-K	ML200, J/A/T/L
EL/GL	80-11393-K	ML200, W/C/J/L
EL/GL	80-11345-K	ML400, J/A/T/L
EL/GL	80-11901-K	ML550, C/W/J/J/J/L/M
EL/GL	80-11909-K	ML550, C/W/J/J/B/L/M
EL/GL	80-12183-K	ML550, C/W/J/J/J/L/M
EL/GL	80-11609-K	ML551, EL, RE, L/M/W/J/J/B/C
EL/GL	80-11899-K	ML551, EL, RE, L/M/J/J/J/W/C
EL/GL	80-12052-K	ML551, EL, RE, J/L/M/J/J/W/C

Spasides - Balboa



ML Panel Overlays(Designed for EL/GL Systems)

SERIES	PT #	DESCRIPTION
EL/GL	80-12052-K	ML551, EL, RE, J/L/M/J/J/J/W/C
EL/GL	80-11281-K	ML700, T/W/M/C/L/B/J/J
EL/GL	80-11476-K	ML700, T/W/M/C/L/J/J/J
EL/GL	80-12053-K	ML700, T/W/M/C/L/B/J
EL/GL	80-11806-K	ML900, T/W/M/C/J/J/J/J/W/L/O
EL/GL	80-12037-K	ML900, T/W/M/C/J/J/J/J/W/L/B/O
EL/GL	80-12132-K	ML900, T/W/M/C/J/J/J/J/W/L/B/O
EL/GL	80-40026-K	ML900, T/W/M/C/J/J/J/O/W/L/B

TP Panel Overlays(Designed for BP Systems)

BP	80-12511-K	TP400T, BP, OB, T/J/L/A
BP	80-12510-K	TP400W, BP, OB, W/C/L/J
BP	80-17183-K	TP500, BP, J/AUX/LT
BP	80-12101-K	TP600, BP, OV, J/A/F/W/L/C
BP	80-12198-K	TP600, BP, OV, J/J/F/W/L/C
BP	80-12762-K	TP600, BP, OV, J/J/A/W/L/C
BP	80-12512-K	TP800, BP, OB, J/J/L/A
BP	80-12513-K	TP900, 5 BUTTON
BP	80-12966-K	SPATOUCH, Trapazoid
BP	80-12974-K	SPATOUCH, Rectangle
BP	80-12975-K	SPATOUCH, Oval

LL Panel Overlays(Designed for Lite Leader Systems)

LL	80-10694-K	LL, J-L/T
LL	80-11853-K	LL ICON, W/J/L/C

AX Panel Overlays(Designed for EL/GL/BP Systems)

EL/GL/BP	80-11907-K	AX10, Jets 3
EL/GL/BP	80-11908-K	AX10, Jets 4
EL/GL/BP	80-12122-K	AX10, Jets 5
EL/GL/BP	80-40105-K	AX10, Jets 1
EL/GL/BP	80-40096-K	AX20, J/J
EL/GL/BP	80-40097-K	AX20, J/L
EL/GL/BP	80-40098-K	AX20, J/B
EL/GL/BP	80-11428-K	AX40, J/J/B/J
EL/GL/BP	80-11762-K	AX40, J/L/B
EL/GL/BP	80-11823-K	AX40, J/J/J/J
EL/GL/BP	80-40030-K	AX40, J/J/B/L

VX Panel Overlays(Designed for VS/GS Systems)

Duplex	80-10559-K	VX40S, VS, RE, J/J/B/L
--------	------------	------------------------

SpaTouch™ Panel Series (Designed for BP Systems)

34-57180-K	SPATOUCH MINI, No Label, 5.8" x 4.2", CL, COLOR, 7'
34-50586-K	SPATOUCH, No Label, 5.6" x 4.4", RE, COLOR, 7'
34-50391-K	SPATOUCH, No Label, 7.8" x 4.7", TR, COLOR, 7'
34-50404-K	SPATOUCH, No Label, 8.8" x 4.7", OV, COLOR, 7'

TP Panel Series (Designed for BP Systems)

34-55701-K	TP400T, No Label, 8.3" x 2.5", OB, CL, LCD, 7'
34-55702-K	TP400W, No Label, 8.3" x 2.5", OB, CL, LCD, 7'
34-57238-K	TP500, No Label, 6.32" x 2.25", RE, LCD, 7'
34-55676-K	TP600, No Label, 7.1" x 3.5", OV, LCD, 7'
34-56046-K	TP600, No Label, 7.1" x 3.5", OV, LCD, 15'
34-50204-K	TP800, No Label, 10" x 3.5", OB, CL, COLOR, 7'

ML Panel Series (Designed for EL/GL Systems)

34-53292-K	ML200, No Label, 4.3" x 1.6", OV, LCD, 7'
34-53291-K	ML400, No Label, 7.4" x 3.3", OB, LCD, 7'
34-53393-K	ML550, No Label, 13.7" x 2.5", OB, LCD, 7'
34-53503-K	ML551, No Label, 7.4" x 3.3", RE, CL, LCD, 7'
34-55381-K	ML553, No Label, 7" x 3.4", OVL, LCD, 7'
34-55391-K	ML554, No Label, 10.3" x 4.6", FTB, LCD, 7'
34-50563-K	ML700, No Label, 9.8" x 3.1", OB, CL, LCD, 7'
34-52797-K	ML900, No Label, 11.7" x 3.2", OB, LCD, 7'

VL Panel Series (Designed for VS/GS Systems)

34-55472-K	VL200, No Label, 4.3" x 1.6", OV, CLR, LCD, 7'
34-53676-K	VL200, No Label, 4.3" x 1.6", OV, WT, LCD, 7'
34-54252-K	VL200, No Label, 4.3" x 1.6", OV, LCD, 10'
34-53636-K	VL240, No Label, 5.3" x 1.9", OV, WT, LCD, 7'
34-53644-K	VL240, No Label, 5.3" x 1.9", OV, GRY, LCD, 7'
34-53999-K	VL260, No Label, 7" x 2.1", OV, GRY, LCD, 7'
34-53637-K	VL260, No Label, 7" x 2.1", OV, WT, LCD, 7'
34-55130-K	VL400, No Label, 7.5" x 2.3", OB, LCD, 7'
34-52424-K	VL401, No Label, 6.3" x 2.2", RE, CL, LCD, 7'
34-51876-K	VL402, No Label, 7.3" x 3.2", LCD, 7'
34-54130-K	VL403, No Label, 6.3" x 2.2", RE, LED, 7'
34-52825-K	VL404, No Label, 7.3" x 3.2", RE, LED, 25'
34-55413-K	VL406T, No Label, 7" x 3.4", OV, LCD, 7'
34-50222-K	VL406T, No Label, 7" x 3.4", OV, LCD, 25'
34-50210-K	VL406T, No Label, 7" x 3.4", OV, LCD, 10'
34-55417-K	VL406U, No Label, 7" x 3.4", OV, LCD, 10'
34-53271-K	VL406U, No Label, 7" x 3.4", OV, LCD, 10'
34-54546-K	VL600S, No Label, 7" x 3.4", OV, LED, 7'
34-55582-K	VL620S, No Label, 7.1" x 3.5", OV, LCD, 7'
34-53812-K	VL700S, No Label, 9.8" x 3.1", OV, LED, 7'
34-50617-K	VL701S, No Label, 7.4" x 3.3", RE, LCD, 25'
34-54112-K	VL701S, No Label, 7.4" x 3.3", RE, LCD, 7'
34-54539-K	VL702S, No Label, 7.4" x 3.3", FTB, LCD, 7'
34-52098-K	VL703S, No Label, 10.3" x 4.6", OB, LCD, 7'
34-54121-K	VL801D, No Label, 7.4" x 3.3", RE, CL, LCD, 7'
34-54562-K	VL802D, No Label, 10.3" x 4.6", FTB, LCD, 7'

AX Panel Series (Designed for EL/VS Systems)

34-52799-K	AX 40, No Label, 7.5" x 2.3", RE, CL, 18', EL+
34-52576-K	VX 40S, No Label, 7.5" x 2.3", RE, CL, 18', VS

LL Panel Series (Designed for Lite Leader Systems)

34-51499-K	Lite Leader, No Label, 4.5" x 2.25", RE, CL, LED, 7'
------------	--

Spasides - Balboa

BALBOA SERIES



*Molex Only **Phone jack style

OLD PART# NEW PART# DESCRIPTION

OLD PART#	NEW PART#	DESCRIPTION
48-0197D	N/A	Wireless Remote, Kit,R/F, Includes Receiver #53469 In-House Remote #53468
48-0197A	N/A	Wireless Remote - DISCONTINUED (not shown)
34-0216E	34-51159-K	BP Series, Module, Wi-Fi Kit
34-0216B	34-53469	Remote, Transceiver, Balboa, I/H
30-0095	30-25657	Adapter, BP Series, "Y" Cable, Wi-Fi, BWG# 25657
80-0510A-K	N/A	Placard Kit, ML200, ML240, ML260, VL200, VL240, VL260, 8.5" X 4"
80-0510B-K	N/A	Placard Kit, Lite Leader, 8.5" X 4"
80-0510C-K	N/A	Placard Kit, AX40, ML400, VL400, VL401, VL403, 8.5" X 4"
80-0511B-K	N/A	Placard Kit, ML551, VL402, VL404, VL701S, VL801D, 8.5" X 4"
N/A	80-0511A-K	Placard Kit, TP400T, TP400W, 9.06" X 4"
N/A	80-0511D-K	Placard Kit, TP600, VL406T, VL406U, VL600S, VL620S, 9.06" X 4"
80-0511F-K	N/A	Placard Kit, K450, 8.5" X 4"(not shown)
① 30-1016-25**	30-22635-25	Ext, 25' VS, 8Pin, with 2 to 1 & 1 to 1 connectors
① 30-1016-50**	30-22632-50	Ext, 50' VS, 8Pin, with 2 to 1 & 1 to 1 connectors
① 30-1016-100**	30-22630-100	Ext, 100' VS, 8Pin, with 2 to 1 & 1 to 1 connectors
② 30-1017-7*	30-25662-7	Ext, 7' BP, 4Pin, Also for Wi-Fi Module (Not Shown)
② 30-1017-25*	30-25662-25	Ext, 25' BP, 4Pin, Also for Wi-Fi Module
② 30-1017-50*	30-25662-50	Ext, 50' BP, 4Pin, Also for Wi-Fi Module
② 30-1017-100*	30-25662-100	Ext, 100' BP, 4Pin, Also for Wi-Fi Module
③ 30-1015-25*	30-11589-25	Ext, 25' EL, 6Pin, Aux
③ 30-1015-50*	30-11589-50	Ext, 50' EL, 6Pin, Aux
③ 30-1015-100*	30-11589-100	Ext, 100' EL, 6Pin, Aux
④ 30-1014-25*	30-11588-25	Ext, 25' EL, 8-Pin, Main
④ 30-1014-50*	30-11588-50	Ext, 50' EL, 8Pin, Main
④ 30-1014-100*	30-11588-100	Ext, 100' EL, 8Pin, Main


GECKO SERIES



PART#

DESCRIPTION

30-1011-9	Ext, 9', Mspa/Sspa
30-1011-20	Ext, 20', Mspa/Sspa
30-1011-25	Ext, 25', Mspa/Sspa
34-0216G-K	WiFi, Module, In.Touch2, Y Series
80-0510A-K	Placard Kit, ECO-1,2,5,6 Series, 8.5" X 4"
80-0511B-K	Placard Kit, HT-2 & ECO-3,7,8 Series, 8.5" X 4"




PART NUMBER	DESCRIPTION	INCLUDES
34-0037A-S	Spaside Kit, TDI CC4, 120V, 6' Cord, 4BTN Label	Label: 80-0132A
34-0039A-S	Spaside Kit, TDI CC3, 120V, 6' Cord, 3BTN Label	Label: 80-0134A
34-0038A-S	Spaside Kit, TDI CC2, 120V, 6' Cord, 2BTN Label	Label: 80-0130A
34-0037D-S	Spaside Kit, TDI CC4D, 120V, 6' Cord, Digital, 4BTN Label	Label: 80-0134D
34-0039D-S	Spaside Kit, TDI CC3D, 120V, 6' Cord, Digital, 3BTN Label	Label: 80-0132D
34-0038D-S	Spaside Kit, TDI CC2D, 120V, 6' Cord, Digital, 2BTN Label	Label: 80-0130D
80-0499	Placard, LG to TDI, Full Size, 8.25" X 3.25" (not shown)	
09-0004	Receptacle, Spaside Control (not shown)	

Switches, Transmitters & Lights




PART NUMBER	DESCRIPTION
34-0002-K	Air Switch, 125/250V, 25A, SPDT
34-0059-K	Air Switch, 125/250V, 20A, DPDT
34-0020-K	Rocker Switch, SPDT, 125V, 16A
34-0154	Air Switch, 3 Function, 250V, 21A
36-0006	Air Transmitter, Chrome, #15, 1 3/8"
36-0004A-K	Air Transmitter, White, #15, 1 1/4"
64-0001B	Tubing, 1/4"OD X 1/8" ID, Clear (per ft)
64-0001B-5	Tubing, 1/4"OD X 1/8" ID, Clear (5 ft roll)
64-0001B-10	Tubing, 1/4"OD X 1/8" ID, Clear (10 ft roll)
64-0001B-100	Tubing, 1/4"OD X 1/8" ID, Clear (100 ft roll)
64-0012	Tubing, Long Distance, 1/8"OD X 1/16" ID, Clear (per ft)
37-0029-SM	Light Kit, 120V, W/Wall Fitting
37-0031-SM	Light Kit, 120V, L/Wall Fitting
25-0002-K	Light, Rear Access and Wall Fitting, no Bulb
37-0001-K	Light Lead, 2-Pin, 8'
25-21089-HQ-K	Light Assembly with Light Lead 8', Bulb & Reflector
37-0014-K	Light Bulb, 12 Watt
37-0014-L-K	Light Bulb, LED 1.4W 10S Series
42-LED-10S	Obsolete, use 34-0014-L-K



PART NUMBER	DESCRIPTION
34-30674-K	Balboa® OEM Sensor, M7®, 12", Temp/HL, Stick On, Cal Spa Series
34-0202B-K	HQ Generic Sensor Kit, M7®, 46", 1/4" Bulb, Balboa®, All Slide Series
34-0202C-K	HQ Generic Sensor Kit, M7®, 82", 1/4" Bulb, Balboa®, Versi-Heat Series
34-30337-HQ-K	HQ Generic Sensor Kit, Dual, Temp/HL, 36"(1/4" Bulb), 96"(3/8" Bulb)
34-30337-K	Balboa® OEM Sensor Kit, Dual, Temp/HL, 36"(1/4" Bulb), 96"(3/8" Bulb)
34-30352KIT-K	HQ Generic Sensor Kit, Temp, 96"(3/8" Bulb)
34-53605-HQ-K	HQ Generic Sensor Kit, M7®, 12", 1/4" Bulb, Includes complete sensor fitting
34-53605-K	Balboa® OEM Sensor Kit, M7®, 12", 1/4" Bulb
34-32016-HQ-K	HQ Generic Sensor Kit, M7®, 24", 1/4" Bulb, Includes complete sensor fitting
34-32016-K	Balboa® OEM Sensor Kit, M7®, 24", 1/4" Bulb
39-0021-K	M7® Sensor Fitting Kit, Includes: Body, Cap, Spacer, and O-Ring
48-0002	M7® Spacer & O-Ring Kit (15 of each per kit)

All HQ Generic M7® Sensor Kits Include Fitting Kit PT# 39-0021-K

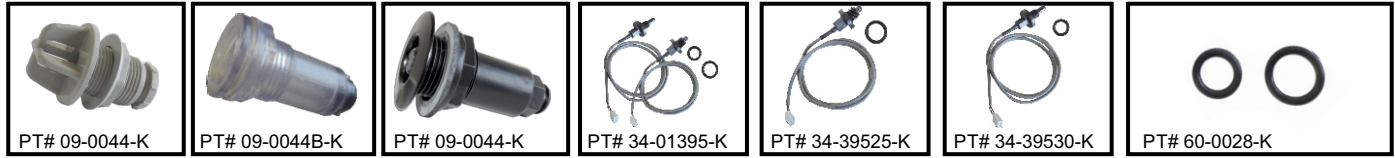
Sensors - Gecko Series



PART NUMBER	DESCRIPTION
34-0201-K*	Sensor, HL, 4P3W, W/M/T, 14", 1/4" Bulb - Gecko# 9920-400122
34-0201B-K*	Sensor, HL, 4P3W, W/M/T, 76", 1/4" Bulb - Gecko# 9920-400684
34-0201D-K	Sensor, HL, 2P2W, MP/SSPA/USPA, 18", 1/4" Bulb
34-0201D-36-K	Sensor, HL, 2P2W, MP/SSPA/USPA, 36", 1/4" Bulb
34-0201D-72-K	Sensor, HL, 2P2W, MP/SSPA/USPA, 72", 1/4" Bulb
34-0203-K*	Sensor, Temp, 4P3W, W/M/T, 10FT, 3/8" Bulb - Gecko# 9920-400125
34-0203A-S*	Sensor, Temp, 4P3W, W/M/T, 25FT., 3/8" Bulb - Gecko# 9920-400245
34-0203D-K	Sensor, Temp, MP/SSPA/USPA, 4P2W, 10FT, 3/8" Bulb - Gecko# 9920-400262
34-0203D-18-K	Sensor, Temp, MP/SSPA/USPA, 4P2W 18", 1/4" Bulb
34-0203D-36-K	Sensor, Temp, MP/SSPA/USPA, 4P2W, 36", 1/4" Bulb
34-0203D-72-K	Sensor, Temp, MP/SSPA/USPA, 4P2W, 72", 1/4" Bulb
34-0203Y-K	Sensor, Temp/HL, Y Series, 18", 1/4" Bulb
34-0203Y-36-K	Sensor, Temp/HL, Y Series, 36", 1/4" Bulb
34-0203Y-72-K	Sensor, Temp/HL, Y Series, 72", 1/4" Bulb
34-0203Y-STD-K	Sensor, Temp/HL, 120"(3/8" Bulb), 18"(1/4" Bulb), Y Series
34-0203Y-VH2-K	Sensor, Temp/HL, 120"(3/8" Bulb), 72"(1/4" Bulb), Y Series

*Only applicable to system series: CS7100/CS6100, CS9300, CS9400 & CS9600 manufactured prior to mid 2003.

Sensors



PART NUMBER	DESCRIPTION
09-0044-K	Thermowell, Wet-Well, 3/8", Hole size 1", 2.36"L X 1.53"W
09-0044B-K	Thermowell, Dry-Well, 3/8", C&S w/ plug, Hole size 1.125", 2.85"L X 1.48"W
09-0044-K	Thermowell Kit, Dry-Well, 3/8", w/ plug, Hole size 1.125", 2.85"L X 1.80"W
34-01395-K	Replacement Sensor Kit for Watkins, Includes Temp Sensor, Hi-Limit & 2 O-Rings
34-39525-K	Replacement Sensor for Watkins, Individual Temp Sensor & O-Ring
34-39530-K	Replacement Sensor for Watkins, Individual Hi-Limit & O-Ring
60-0028-K	Replacement O-Ring Kit for Watkins Sensors, Includes Hi-Limit & Temp Sensor O-Rings

GFCI'S & Transformers




PART NUMBER	DESCRIPTION
30-0061B-K	GFCI Powercord, 15A, 90 Degree, 16' STW, Outdoor/Indoor
30-0061C-K	GFCI Powercord, 15A, 90 Degree, 16' SJTW, Indoor Only
30-0061D-K	GFCI Powercord, 15A, Inline, 16' STW, Outdoor/Indoor
30-0062-K	GFCI Powercord, 20A, Inline, 16' STW, Outdoor/Indoor
34-0013	GFCI, 50A High Current, DISCONTINUED BY LEVITON - Refer to PT# 48-0154 on Pg. 8.24
34-0007	GFCI, 20A, Panel Mount, 120V
34-0084-K	GFCI, 15A, 90 Degree, Cord End, For Cord Gauges 12/3, 14/3, 16/3 SJTW
37-0002-K	Transformer, Light, 120-12V, 1AMP
37-0005-K	Transformer, BAP, 120- 24V, 1AMP
37-0051-K	Transformer, PCB, 120V (series: 4/6200, 4/6220, 4/6230, 4/6330)
37-0051A	Transformer, PCB, 240V (series: 4/6200, 4/6220, 4/6230, 4/6330) CONTACT FACTORY
37-0052A-K	Transformer, Balboa®, 120V, LL
37-0053-K	Transformer, 120V, Y Series
37-0053B-K	Transformer, 240V, Y Series
48-0099X-120	Transformer Kit, 120V, MSPA/MP Series
48-0099X-240	Transformer Kit, 240V, MSPA/MP Series

GFCI'S / Transformers



**Balboa heater to board connecting wires

PART NUMBER	DESCRIPTION
30-0103	Balboa BP Splitter, Replaces PT# 30893
30-01395-K	Plug adapters for Double Barrel Htr, Temp & HL Sensor for use in IQ2000(1995-2002)
41-0010	Heater Current Collector
48-0021	Control Riser Kit, 1" Spacers and Screws helps elevate the control box.
48-0041-K	Turn-Around, Double Barrel Heater Manifold Kit
48-0041A-K	Gasket Kit for Double Barrel Heater
48-0041B-K	Barb, 3/4" Kit for Double Barrel Heater
48-0154	HC GFCI Removal Kit; 2 wire nuts, 2 hole plugs & wiring instructions
60-0008	Gasket, 1/2", Heater, Current Collector, Brett
60-0022-K	O-ring, Heater Bulkhead, 10 Pack - Also sold bundles of 100, 500, 1000 pcs.
48-0023	Heater Wire Kit, #10 x 4" Pair; replaces Balboa copper jumper straps, heater to board
48-0023A	Heater Wire Kit, #10 x 8" Pair; replaces Balboa copper jumper straps, heater to board
48-0023B	Heater Connection Kit, #10 x 4" x BP; connects BP board to heater terminals
48-0023C	Heater Connection Kit, #10 x 12" x BP; connects BP board to heater terminals
48-0023XL	Heater Connection Kit, #10 x 16" Pair, Cal XL, connects heater terminals to board
15-0034	Base, 18"X26"X2", 8000 Outdoor Series (not shown)
15-0037A	Base, 14.5"X15", ES Air and Gecko Series (not shown)
15-0037B	Base, 14.5"X15", ES Balboa Series (not shown)












PART NUMBER








DESCRIPTION

34-0024-K	Terminal Block, Input, 4-14 AWG
34-0025	Terminal Block , 12 PIN
34-0026-K	Fuse Block, 30A, Main
34-0029	Terminal Block, 8000, 12 POS
34-0073-K	Terminal Block, Marathon, 4 POS
⑦ 35-0019-K	Fuse, 30A, Main, SC-30
35-0019-K5	Fuse, 30A, Main, SC-30 -5 Pack
35-0019-KB	Fuse, 30A, Main, SC-30 -100 Pack
② 35-0020	Fuse, 3A, Blower, 600W, 240V
② 35-0020A	Fuse, 3A, 3AG, Fast, Light, VS
② 35-0021	Fuse, 4A Blower, 3AG
⑧ 35-0022	Fuse, 6-1/4A, BLWR, 600W, 120V
② 35-0024	Fuse, 12A, Blower, 3AG
② 35-0027-K	Fuse, 300MA, 240V, xformer, VS - Replacement for Balboa PT# 215815 Pack
② 35-0032-K	Fuse, 8A, Blower, 800W, 120V
③ 35-0047A-K	Fuse, 20A, Time Delay MDA-20A
③ 35-0047-K	Fuse, 15A, Time Delay
⑤ 35-0058-K	Fuse, 20AMP, Main, SC-20
35-0058-K5	Fuse, 20A, Main, SC-20 -5 Pack
35-0058-KB	Fuse, 20A, Main, SC-20 -100 Pack
35-0059	Fuse, 1A, Trans/Light
② 35-0060-K	Fuse, 2A, Ozone
② 35-0061	Fuse, 5A, Blower, 800W, 240V
③ 35-0062-K	Fuse, 10AMP 3AG - Time Delay
35-0063A	Replaced with 35-0063-K
⑥ 35-0063-K	Fuse, 25A, Main, SC-25
35-0063-K5	Fuse, 25A, Main, SC-25 -5 Pack
35-0063-KB	Fuse, 25A, Main, SC-25 -100 Pack
35-0064-K	Fuse, 250MA, 3AG, Fast (not shown)
④ 35-0066-K	Fuse, 10A, SC-10
35-0066-K5	Fuse, 10A, Main, SC-10 -5 Pack
35-0066-KB	Fuse, 10A, Main, SC-10 -100 Pack
④ 35-0067-K	Fuse, 15A, SC-15
35-0067-K5	Fuse, 15A, Main, SC-15 -5 Pack
35-0067-KB	Fuse, 15A, Main, SC-15 -100 Pack
① 35-0074A-K5	Fuse, 500MA, 240 SSPA, System -5 Pack
① 35-0074-K	Fuse, 750MA, 120V SSPA, System
35-0074B-K5	Fuse, 500MA, 3AG, Fast (not shown)
35-0074C	Fuse, 500MA, 3AG, Slo (not shown)
① 35-0079-K	Fuse, 2AMP, 250VAC, SSPA Light
③ 35-0080	Fuse, 5AMP Time Delay, 250VAC
③ 35-0081	Fuse, 10AMP Time Delay, 250VAC
35-21581-K	Fuse, (5 pack) 300MA, 240V, xformer, VS - Replacement for Balboa PT# 215815







Tailpieces - 1.5" Heaters

	42-0015-K Tailpiece 1.5" MBT x 1.5" Soc		42-0015D-K Tailpiece 1.5" MBT x 1.5" Spig		42-0023-K Tailpiece 1.5" MBT x 1.25" Soc
	42-0031-A-K Tailpiece 1.5" MBT x 1" Spig		42-0031-K Tailpiece 1.5" MBT x 1" Soc		42-0031F-K Tailpiece Offset 1.5" MBT x 1" Soc
	42-0031F-A-K Tailpiece Offset 1.5" MBT x 1" Spig		42-0015C-K Tailpiece Offset 1" Spig x 32 mm		42-0015A-K Tailpiece 1.5" MBT x 50mm Soc

Tailpieces - 2" Heaters

	42-0006A-K Tailpiece 2" MBT x 2" Soc Short		42-0017A-K Tailpiece 2" MBT x 2" Spig Short		42-0017-K Tailpiece 2" MBT x 2" Spig/1.5" Soc
	42-0016-K Tailpiece 2" MBT x 1.5" Soc		42-0006-T-K Tailpiece 2" MBT x 2" No Groove		42-2387-K Tailpiece 2" MBT x 1" 90° barb
	42-2391-K Tailpiece 2" MBT x .75" 90° barb				


Tailpieces - 3" Heaters

	42-2373-K Tailpiece 3" MBT x 2" Soc		42-2384-K Tailpiece 3" MBT x .75" straight barb		42-2390-K Tailpiece 3" MBT x .75" 90° barb
	42-2380-K Tailpiece 3" MBT x 1" straight barb		42-2386-K Tailpiece 3" MBT x 1" 90° Barb		42-2392-K Tailpiece 3" MBT x 1" 90° Soc

Reducer Bushings

	42-0022-K Reducer Bushing 1" Spig x 0.75" FIPT		42-0018-K Reducer Bushing 1" Spig x .75" Soc		42-0001-K Reducer Bushing 2" Spig x 1.5" Spig x Soc
---	--	---	--	---	---

Pump Unions



42-0005-K
Pump Union Half
 1.5" x 1.5" Soc
 Also sold as a pair:
 PT# 48-0067-K



42-0012-K
Pump Union Half
 2" x 1.5" Soc
 Also sold as a pair:
 PT# 48-0068-K



42-0009-K
Pump Union Half
 2" x 2" Soc
 Also sold as a pair:
 PT# 48-0069-K

Union Assemblies



42-0011-K
Union Assy
 0.75" Soc x 0.75" Soc



42-0011A-K
Union Assy
 1.0" Soc x 1.0" Soc



42-0068-K
Union Assy
 2" Spig x 1.5" Soc

Valves



Ball Valve
40-0008-K
 1.5" x 1.5" Soc x Soc
40-0009-K
 2" x 2" Soc x Soc
40-0010-K
 0.75" x 0.75" Soc x Soc



42-0056-K
Check Valve
 0.75" Soc x 0.75" Soc



42-0078-K
Check Valve
 1.5" Soc x 1.5" Soc

Elbows



42-0087-K
Elbow 90° Street
 0.5" Spig x 0.5" Soc



42-0049-K
Elbow 90°
 0.75" Soc x 0.75" Soc



42-0003A-K
Elbow 90°
 1.5" Soc x 1.5" Soc



42-0003-K
Elbow 90° Street
 1.5" Slip x 1.5" Spig



42-0024A-K
Elbow 90° Street w/T-Well
 1.5" Soc x 1.5" Spig



42-0085-K
Elbow 90°
 2" Soc x 2" Soc



42-0002-K
Elbow 90° Street
 2" Spig x 2" Soc



42-0002A-K
Elbow 90°
 2" Spig x 2" Spig



42-0073-K
Elbow 45°
 2" Spig x 2" Soc



42-0002-T-K
Elbow 90° Street
 2" Soc x 2" Spig
 x 0.5" FPT



42-0037-K
Elbow 90° w/T-well
 2" Soc x 2" Spig
 5/16" x 4" T-well
 Air Bleed Valve



42-0086-K
Elbow 90°, Sweep
 2" Soc x 2" Pump Union
 Half

Adapters



48-0072-K
Adapter/Tailpiece
 1.5" x Female Hose
 Bib



48-0072A-K
Adapter/Tailpiece
 1.5" x Female Hose
 Bib












42-0013-K
Barb Adapter
 0.75" x 1"








48-0310-K
Adapter
 Pump, Tubing Step Down
 Kit, from 1" to 3/4"

PVC Parts / Fittings

Tees, Fittings, Misc PVC Parts

	42-0047-K Tee 2" Soc x 2" Soc x 0.5" FPT		42-0047-T-K Tee 2" MBT x 2" Spig x 0.5" FPT		42-0117-K Tee 1.5" SLP x 1.5" SLP x 1.5" SLP
	42-0004-K Hi-Flo Suction 1.5" Soc		42-0074A-K Drain Wall Fitting w/Grate Assy 1.5" FBT x 1.5" Soc		42-0074-K Auto-Fill Wall Fitting, Slotted Return
	42-0116-K Ozone Manifold 1.5" Soc x 1.5" Soc		42-0088-K Coupling 0.5" Soc x 0.5" Soc		42-0022B-K Coupling 1.5" Soc x 1.5" Soc
03 Manifold Kit					
49-0420A-K - 1 1/2"					
49-0421-K - 2"					
49-0422-K - 2 1/2"					

Nuts, Gaskets

	Split Nut w/Screws <i>Sold in pairs:</i> 48-0082-K - 1.5" 48-0096-K - 2"		Uni-Nut w/ Retainer <i>Sold in pairs:</i> 42-2334-K - 1.5" 42-2334A-K - 2" 42-2334B-K - 3"		Snap Nuts <i>Sold in pairs:</i> 48-0074-K - 1.5" 48-0095-K - 2"		Ridged Gaskets 60-0017-K - 1.5" 60-0015-K - 2" 60-0020-K - 3"
	60-0001-K O-Ring Heater, 5X5 Flanged						

Wood Hot Tub Fittings and Accessories

	42-10-5300BRN Hydro-Jet Assy 1.5" x 1.5" Hole Size - 2 3/8"		42-10-5470BRN Slimline Jet Assy 1" x 1" Hole Size - 1 11/16"		42-10-5671BRN Slimline Jet Assy 1" x 0.5" Hole Size - 1 11/16"
	42-50-221XBRN Air Control 1/2"		42-30-3803BRN Wall Fitting Hole Size - 1 11/16"		42-10-6530BRN Strip Skimmer Hole Size - 1 11/16"
	42-4HP102X Suction Fitting Hole Size: 2 3/8"		42-30-6103 Elbow 90° 1.5" Soc		42-30-6104 Slimline Straight Nut
	42-30-3807 Standard Nut				
		25-0002-LG Front Access Wall Fitting Light Kit			



PART NUMBER

DESCRIPTION

Laing Pump

10-0126-K	Laing Circ, E-3, .5" Barbed, 100-240V, 50/60HZ, Watkins®, 70" Cord w/Nema Plug
10-0127-K	Laing Circ, E-3, Obsolete, Replaced by PT# 10-0102-K
10-0102-K	Laing Circ, E-5, .75" Barbed, 100-240V, 50/60HZ, Watkins®, 48" Cord, 74427
10-0120-K	Laing Circ, E-10, .75" Barbed, 120V, 50/60HZ, 48" Cord, 73989
10-0120M-K	Laing Circ, E-10, .75" Barbed, 120V, 50/60HZ, 48" Cord, Sundance 6500-460
10-0121-K	Laing Circ, E-10, .75" Barbed, 240V, 50/60HZ, 48" Cord, 73979
10-0121M-K	Laing Circ, E-10, .75" Barbed, 240V, 50/60HZ, 48" Cord, Sundance 6000-125
10-0121F-K	Laing Circ, E-10, .75" Barbed, 240V, 50/60HZ, 19" Cord, Flow Control, D1
10-0121-A-K	Laing Circ, E-10, .75" Barbed, 240V, 50/60HZ, 19" Cord, w/o Flow Control, D1
10-0122-K	Laing Circ, E-10, 1" Barbed, 120V, 50/60HZ, 48" Cord, 74069
10-0123-K	Laing Circ, E-10, 1" Barbed, 240V, 50/60HZ, 48" Cord, 74079
10-0124-K	Laing Circ, E-10, .75" Threaded, 120V, 50/60HZ (not shown), 48" Cord, 74009
10-0125-K	Laing Circ, E-10, .75" Threaded, 240V, 50/60HZ (not shown), 48" Cord, 73999
10-0107-K	Laing Circ, E-14, 1.5" Threaded, 240V, 50/60HZ, 48" Cord, 73348

Grundfos Pump

10-0134	Pump, Grundfos Circ, Series 43, 115V, 60Hz, 1" Barbed, 59896291*
10-0135	Pump, Grundfos Circ, Series 43, 230V, 60Hz, 1" Barbed, 59896292*
10-0136-K	Pump, Grundfos Circ, 115V, 60Hz, .75"X1" Barbed, Universal Kit
10-0137-K	Pump, Grundfos Circ, 230V, 60Hz, .75"X1" Barbed, Universal Kit
10-0138-K	Pump, Grundfos Circ, 230V, 60Hz, 3/4" Barbed
10-0138-KIT	Pump, Grundfos Circ, 230V, 60Hz, 3/4" Barbed, Universal Kit
10-0139-K	Pump, Grundfos Circ, 115V, 60Hz, 3/4" Barbed
10-0139-KIT	Pump, Grundfos Circ, 115V, 60Hz, 3/4" Barbed, Universal Kit

10-0110	Replaced with 10-0265-4A4-K
10-0110A	Replaced with 10-0265-4A3-K
10-0111	Replaced with 10-0139-K
10-0111A	Replaced with 10-0138-K

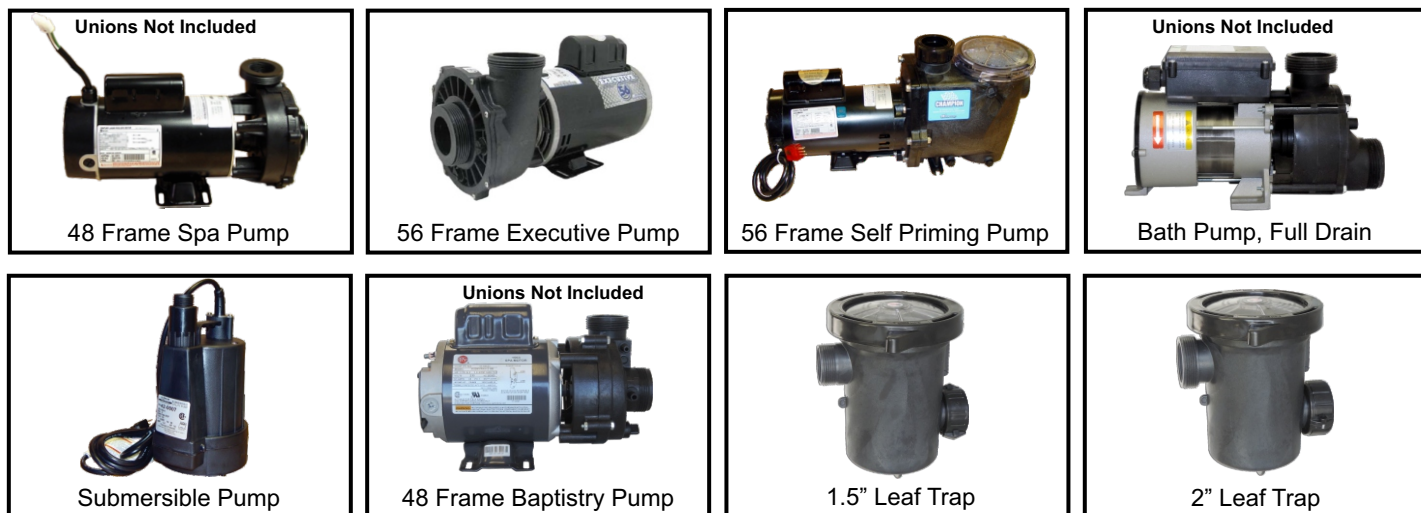
10-0265-4A4-K	Pump, 120V, 1SPD, 1/8HP
10-0265-4A3-K	Pump, 230V, 1SPD, 1/8HP

Inline Strainer

10-0093	Filter, Inline Strainer, 3/4" Barb
48-0310-K	Adapter, Pump, Tubing Step Down Kit, from 1" to 3/4"

* Also replaces Series 38

Pumps



PART NUMBER

DESCRIPTION

48 Frame Spa Pump (2" Suction / 2" Discharge)

10-0215-3M	Pump, 1.0HP, 2SPD, 120V, 8.8/2.6A, 60Hz, Side Discharge
10-0207	Pump, 1.5HP, 1SPD, 230V, 7.5A, 60Hz, Side Discharge
10-0203-3M	Pump, 1.5HP, 2SPD, 115V, 11/2.9A, 60Hz, Side Discharge
10-0206	Pump, 2.0HP, 1SPD, 120/230V, 20/10A, 60Hz, Side Discharge
10-0204-3M	Pump, 2.0HP, 2SPD, 115V, 13.8/3.8, 60Hz, Side Discharge
10-0202-3M	Pump, 2.0HP, 2SPD, 230V, 8/2.6A, 60Hz, Side Discharge
10-0205	Pump, 3.0HP, 1SPD, 230V, 12A, 60Hz, Side Discharge
10-0201-3M	Pump, 3.0HP, 2SPD, 230V, 8.5/2.6A, 60Hz, Side Discharge
10-0200-3M	Pump, 4.0HP, 2SPD, 230V, 10.5/2.8A, 60Hz, Side Discharge
10-0210-3M	Pump, 5.0HP, 2SPD, 230V, 12/3.5A, 60Hz, Side Discharge

56 Frame Executive Pump (2" Suction / 2" Discharge)

10-0220	Pump, 4.0HP, 56 Frame, 2SPD, 230V, 12/4.4A, 60Hz, Side Discharge
10-0221	Pump, 5.0HP, 56 Frame, 2SPD, 230V, 16/4.8A, 60Hz, Side Discharge

56 Frame Self Priming Pump (2" Suction / 2" Discharge)

11-0003	Pump, 1.5HP, 2SPD, 230V, Self Priming
11-0002	Pump, 2.0HP, 2SPD, 230V, Self Priming

Bath Pump, Full Drain (1.5" Suction / 1.5" Discharge)

10-0262A	Pump, Full Drain, 1/2HP, 1SPD, 120V, 3' cord w/Nema, 3Pt Mount
48-0067-K	Pump Union, Pair, 1.5"X1.5"

Submersible Pump

10-0178-S	Pump, Submersible, 1/6HP, 120V
-----------	--------------------------------


Baptistry Pump (1.5" Suction / 1.5" Discharge)*

993-0262A-L48-S	Pump, 120V, 1SPD, 1/2HP, 48" Molded Cord
993-0380-A6-S	Pump, 115V, 1SPD, Amp Pigtail Cord
993-0380A-A6-S	Pump, 230V, 1SPD, Amp Pigtail Cord

Leaf Trap

42-0070A-K	Pump, Leaf Trap, 1.5"X1.5", Kit
42-0070-K	Pump, Leaf Trap, 2"X2", Kit

*See page 8.50 for a full list of Baptismal Pumps



Wet End Features:

- Viton Seal
- Individually Boxed
- Assembly Instructions Included
- Union O-Rings Provided



Ultima

HQ PT#	BWG PT#	HP	SIZE	DISCHARGE	FRAME	MIN AMPERAGE*	
						120V	240V
10-0162-HQ	1215156	.75	1.5"S x 1.5"D	SIDE	48Y	9+	N/A
10-0163-HQ	1215158	.75	1.5"S x 1.5"D	CENTER	48Y	9+	N/A
10-0164-HQ	1215116	1.0	1.5"S x 1.5"D	SIDE	48Y	10.3+	N/A
10-0165-HQ	1215009/1215117	1.0	2"S x 2"D	SIDE	48Y	10.3+	N/A
10-0166-HQ	1215119	1.0	1.5"S x 1.5"D	CENTER	48Y	10.3+	N/A
10-0167-HQ	1215120/1215121	1.5	1.5"S x 1.5"D	SIDE	48Y	13.6+	7+
10-0168-HQ	1215123	1.5	2"S x 2"D	SIDE	48Y	13.6+	7+
10-0169-HQ	1215128	1.5	1.5"S x 1.5"D	CENTER	48Y	13.6+	7+
10-0170-HQ	1215129	2.0	1.5"S x 1.5"D	SIDE	48Y	N/A	8.0+
10-0171-HQ	N/A	1.5	2"S x 2"D	CENTER	48Y	13.6+	7+
10-0172-HQ	1215132	2.0	2"S x 2"D	SIDE	48Y	N/A	8.0+
10-0173-HQ	1215131	2.0	2"S x 1.5"D	SIDE	48Y	N/A	8.0+
10-0174-HQ	N/A	2.0	2"S x 1.5"D	CENTER	48Y	N/A	8.0+
10-0175-HQ	N/A	2.0	2"S x 2"D	CENTER	48Y	N/A	8.0+
10-0176-HQ	1215129	2.0	1.5"S x 1.5"D	CENTER	48Y	N/A	8.0+

Ultima Plus

HQ PT#	BWG PT#	HP	SIZE	DISCHARGE	FRAME	MIN AMPERAGE*	
						120V	240V
10-0152-HQ	1215161	2.0	2"S x 2"D	SIDE	48Y	13.6+	7+
10-0153-HQ	1215145	3.0	2"S x 2"D	SIDE	48Y	N/A	8+

Ultimax

HQ PT#	BWG PT#	HP	SIZE	DISCHARGE	FRAME	MIN AMPERAGE*	
						120V	240V
10-0181-HQ	N/A	1.5	2"S x 2"D	SIDE	15Y	N/A	6.7+
10-0182-HQ	1215010/1215160	1.5	2"S x 2"D	SIDE	48Y/56Y	N/A	6.7+
10-0183-HQ	1215185/1215055	2.0	2"S x 2"D	SIDE	48Y/56Y	N/A	8.8+
10-0185-HQ	N/A	2.5	2"S x 2"D	SIDE	48Y/56Y	N/A	10+
10-0186-HQ	1215186/1215060	3.0	2"S x 2"D	SIDE	48Y/56Y	N/A	12+
10-0187-HQ	1215036/1215062	3.0	2.5"S x 2"D	SIDE	48Y/56Y	N/A	12+
10-0188-HQ	1215007/1215187	4.0	2"S x 2"D	SIDE	48Y/56Y	N/A	16+
10-0189-HQ	1215045	4.0	2.5"S x 2"D	SIDE	48Y/56Y	N/A	16+

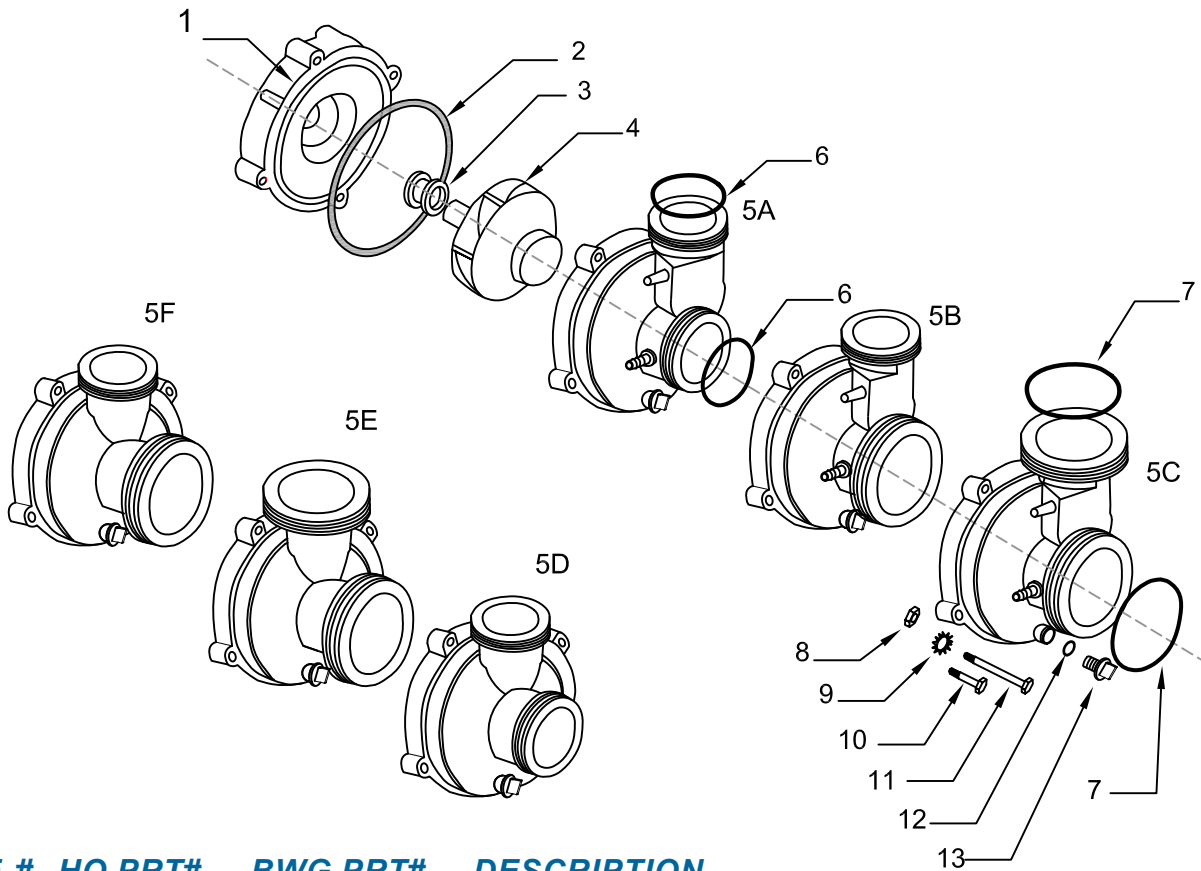
Dura Jet

HQ PT#	BWG PT#	HP	SIZE	DISCHARGE	FRAME	MIN AMPERAGE*	
						120V	240V
10-0190-HQ	1215022	1.0	2"S x 2"D	SIDE	48Y/56Y	10.3+	5.5+
10-0192-HQ	1215023	1.5	2"S x 2"D	SIDE	48Y/56Y	13.6+	7+
10-0194-HQ	1215014	2.0	2"S x 2"D	SIDE	48Y/56Y	N/A	8+
10-0196-HQ	1215033	2.5	2"S x 2"D	SIDE	48Y/56Y	N/A	10+
10-0197-HQ	1215015	3.0	2"S x 2"D	SIDE	48Y/56Y	N/A	12+

S = Suction D = Discharge

*MIN AMPERAGE: Some wet ends require the motor to have a minimum amperage rating. This is to avoid overheating the motor. The amperage rating of the motor can be read from the label on the motor showing amp draw for both low and high speed in the case of a two speed motor.

Pump Wet Ends



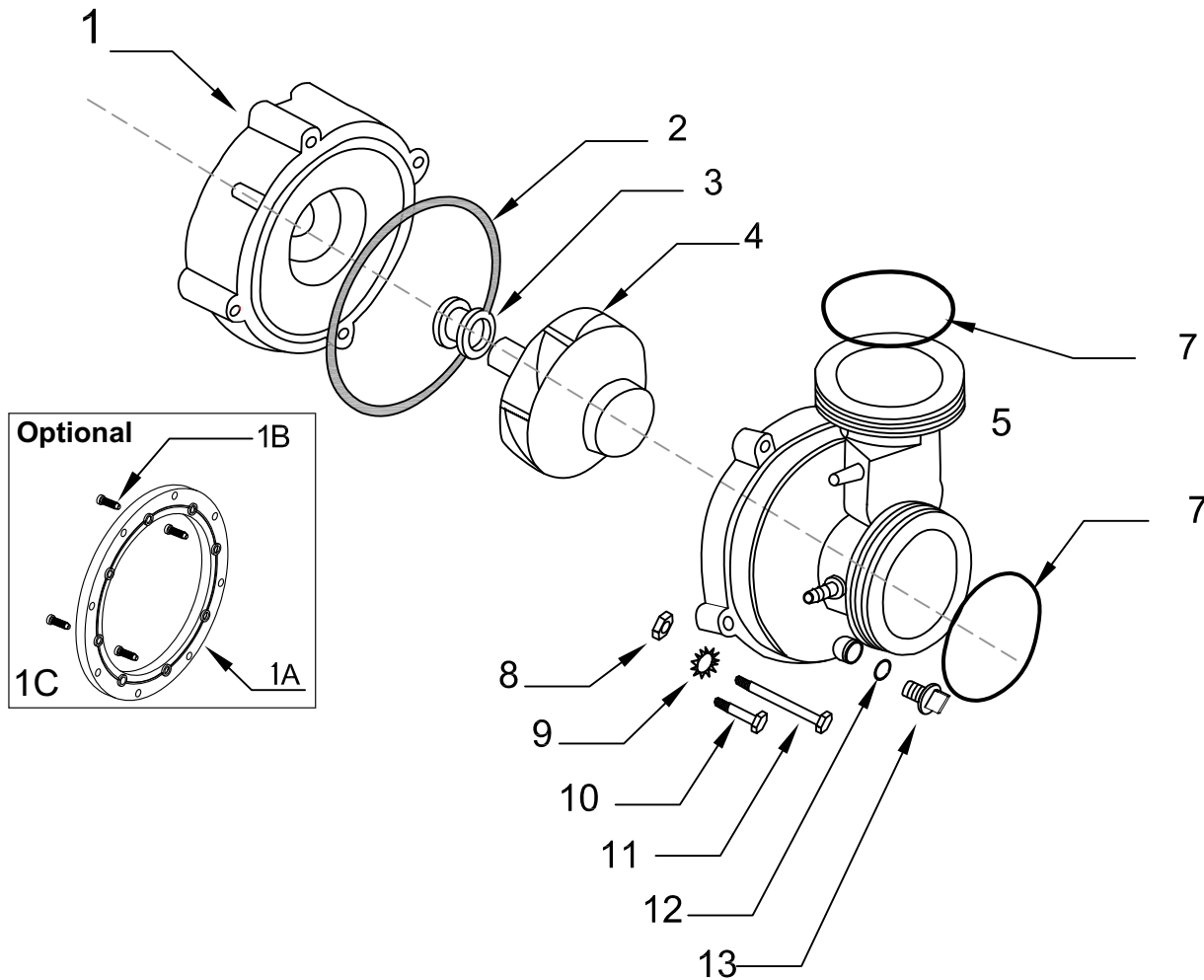
REF. # HQ PRT# BWG PRT# DESCRIPTION

1	15-0045A	1211008	Pump, Seal Plate
2	60-0010-K	6020022	O-Ring, Pump Volute, Ultima
3	10-0074A	N/A	Pump, Viton Seal Assy
4A	15-0059	1212120	Pump, Impeller 230V H/F Circ.
4C	15-0050	1212203	Pump, Impeller 3/4HP Ultima
4D	15-0051	1212205	Pump, Impeller 1.0HP Ultima
4E	15-0052	1212215	Pump, Impeller 1.5HP Ultima
4H	15-0053-K	1212218	Pump, Impeller 2.0HP Ultima
5A	15-0046	1210017	Pump, Volute 1.5"X1.5" Side
5B	15-0055	1210015	Pump, Volute 1.5"X2" Side
5C	15-0057	1210014	Pump, Volute 2"X2" Side
5D	15-0049	1210016	Pump, Volute 1.5"X1.5" Center
5E	15-0058	1210013	Pump, Volute 2"X2" Center
5F	15-0056	N/A	Pump, Volute 1.5"X2" Center
6	60-0005	N/A	O-Ring, 1.5" Pump Union
7	60-0011	N/A	O-Ring, 2" Pump Union
8	01-0005	N/A	Nut, 1/4-20 Hex Zinc
9	03-0017	N/A	Washer, 1/4" Star Zinc
10	02-0100	N/A	Bolt, 1/4-20 X 1.5", Zinc
11	02-0101	N/A	Bolt, 1/4-20 X 2.75", Zinc
12	60-0010C	0-112B70	O-Ring, Drain Plug
13	15-0036A	1214138	Plug, Pump Volute

Ultima Wet End Assemblies

Part #	Description
10-0162-HQ	0.75HP, 1.5"X1.5" Side
10-0163-HQ	0.75HP, 1.5"X1.5" Center
10-0164-HQ	1.0HP, 1.5"X1.5" Side
10-0165-HQ	1.0HP, 2"X2" Side
10-0166-HQ	1.0HP, 1.5"X1.5" Center
10-0167-HQ	1.5HP, 1.5"X1.5" Side
10-0168-HQ	1.5HP, 2"X2" Side
10-0169-HQ	1.5HP, 1.5"X1.5" Center
10-0170-HQ	2HP, 1.5"X1.5" Side
10-0171-HQ	1.5HP, 2"X2" Center
10-0172-HQ	2HP, 2"X2" Side
10-0173-HQ	2HP, 1.5"X2" Side
10-0174-HQ	2HP, 1.5"X2" Center
10-0175-HQ	2HP, 2"X2" Center
10-0176-HQ	2HP, 1.5"X1.5" Center

Please refer to page 8.30 for a complete list of Wet Ends



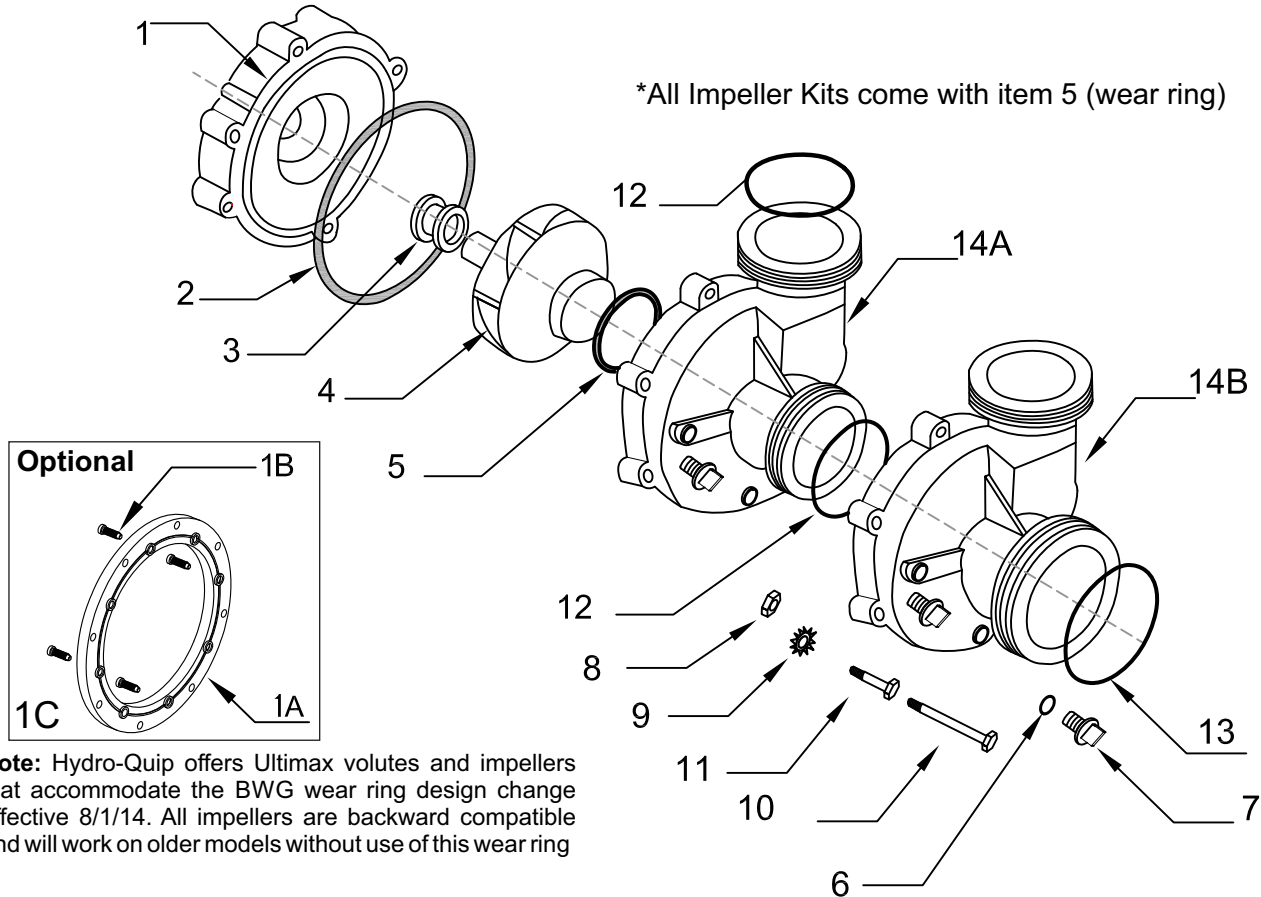
Pump Wet Ends

REF. #	HQ PRT#	BWG PRT#	DESCRIPTION
1	15-0061A	1211009	Pump, Seal Plate No Seal, Ultima Plus
1A	15-0089	1217179	Bracket, Pump GE MTR, 48/56F (not included)
1B	02-0053A	N/A	Machine Screw, 8-32 x 3/8", Stainless Steel
1C	48-0202-K	N/A	BWG Pump Bracket w/hardware, Kit
2	60-0010-K	6020022	O-Ring, Pump Volute
3	10-0074A	N/A	Pump, Viton Seal Assy
4A	15-0052C	1212185	Pump, Impeller 1.5HP Ultima Plus
4D	15-0053C	1212225	Pump, Impeller 2.0HP Ultima Plus
4E	15-0060C-K	1212221	Pump, Impeller 3.0HP Ultima Plus
5	15-0062	1210036	Pump, Volute 2"X2" Side Ultima Plus
7	60-0011	N/A	O-Ring, 2" Pump Union
8	01-0005	N/A	Nut, 1/4-20 Hex Zinc
9	03-0017	N/A	Washer, 1/4" Star Zinc
10	02-0100	N/A	Bolt, 1/4-20 X 1.50", Zinc
11	02-0101	N/A	Bolt, 1/4-20 X 2.75", Zinc
12	60-0010C	0-112B70	O-Ring, Drain Plug
13	15-0036A	1214138	Plug, Pump Volute

Ultima Plus Wet End Assemblies

Part #	Description
10-0152-HQ	2.0HP, 2"X2" Side
10-0153-HQ	3.0HP, 2"X2" Side

Please refer to page 8.30 for a complete list of Wet Ends



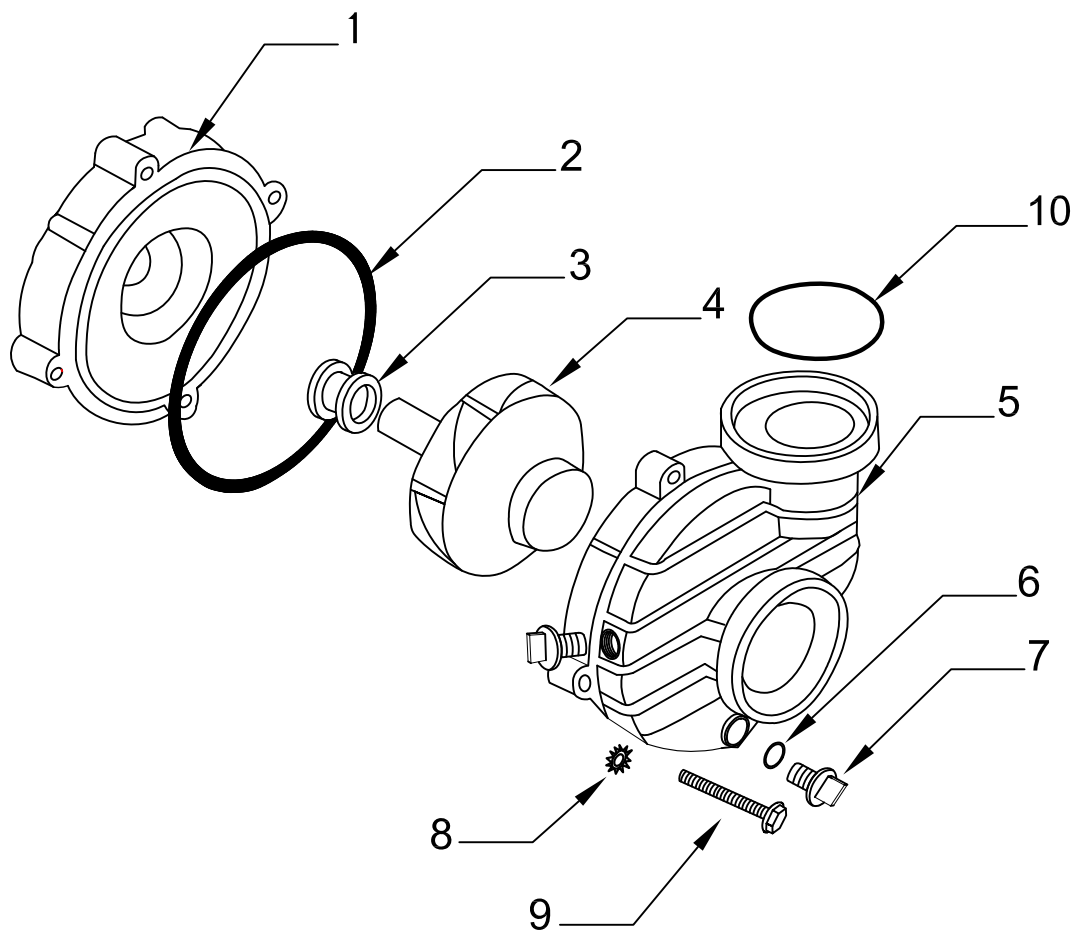
Note: Hydro-Quip offers Ultimax volutes and impellers that accommodate the BWG wear ring design change effective 8/1/14. All impellers are backward compatible and will work on older models without use of this wear ring

REF. #	HQ PRT#	BWG PRT#	DESCRIPTION
1	15-0067	1211027	Pump, Back Seal Plate Ultimax
1A	15-0089	1217179	Bracket, Pump GE MTR, 48/56F (not included)
1B	02-0053A	N/A	Machine Screw, 8-32 x 3/8", Stainless Steel
1C	48-0202-K	N/A	BWG Pump Bracket w/hardware, Kit
2	60-0010A-K	0-163E70	O-Ring, Pump Volute Ultimax
3	10-0074A	N/A	Pump, Viton Seal
4A*	15-0052B1-K	1212227/1212350	Pump, Impeller 1.0HP Ultimax, Power Wow
4B*	15-0052B-K	1212223/1212243	Pump, Impeller 1.5HP Ultimax
4C*	15-0053B-K	1212230/1212354	Pump, Impeller 2.0HP Ultimax
4D*	15-0054B-K	1212355	Pump, Impeller 2.5HP Ultimax
4E*	15-0060B-K	1212234/1212235/ 1212360	Pump, Impeller 3.0HP Ultimax
4F*	15-0064B-K	1212008/1212375	Pump, Impeller 4.0HP Ultimax
5	15-0066	1213050	Pump, Wear Ring Ultimax
6	60-0010C	0-112B70	Pump, O'Ring Drain Plug
7	15-0036A	1214138/1214140	Pump, Plug Volute Ultimax
8	01-0005	N/A	Nut, 1/4-20 Hex, Zinc
9	03-0017	N/A	Washer, 1/4" Star Zinc
10	02-0101	N/A	Bolt, 1/4-20 -2.75", Zinc
11	02-0100	N/A	Bolt, 1/4-20 -1.5", Zinc
12	60-0011	N/A	O-Ring, 2" Pump Union
13	60-0011A	0-234B70	O-Ring, 2.5" Pump Union
14A	15-0068	1210050	Pump, Volute 2"X2" Suction
14B	15-0068A	1210051	Pump, Volute 2"X2.5" Suction

Ultimax Plus Wet End Assemblies

Part #	Description
10-0181-HQ	1.5HP, 2"X2" Side, Power Wow
10-0182-HQ	1.5HP, 2"X2" Side
10-0183-HQ	2.0HP, 2"X2" Side
10-0185-HQ	2.5HP, 2"X2" Side
10-0186-HQ	3.0HP, 2"X2" Side
10-0187-HQ	3.0HP, 2"X2.5" Side
10-0188-HQ	4.0HP, 2"X2" Side
10-0189-HQ	4.0HP, 2"X2.5" Side

Please refer to page 8.30 for a complete list of Wet Ends



Pump Wet Ends

REF. #	HQ PRT#	BWG PRT#	DESCRIPTION
1	15-0044A	17400-0003	Pump Seal Plate With Nuts
2	60-0010B-K	6020026	O-Ring, Volute DJ
3	10-0074A	N/A	Pump, Viton Seal Assy
4A	15-0051A	17400-0120	Pump Impeller 1.0 HP
4C	15-0052A	17400-0121	Pump Impeller 1.5 HP
4E	15-0053A	17400-0122	Pump Impeller 2.0 HP
4F	15-0054A	17400-0123	Pump Impeller 2.5 HP
4G	15-0060A-K	17400-0135	Pump Impeller 3.0 HP
5	15-0043	17400-0108	Pump, Volute 2"x2" Side
6	60-0010C	0-112B70	O-Ring, Drain Plug
7	15-0036A	1214138	Plug, Pump Volute
8	03-0017	N/A	Washer 1/4" Star Zinc
9	02-0100	N/A	Bolt, 1/4-20 -1.5 Hex Head, Zinc
10	60-0011	N/A	O-Ring 2" Pump Union


Dura Jet Wet End Assemblies

Part #	Description
10-0190-HQ	1.0HP, 2"x2" Side
10-0192-HQ	1.5HP, 2"x2" Side
10-0194-HQ	2.0HP, 2"x2" Side
10-0196-HQ	2.5HP, 2"x2" Side
10-0197-HQ	3.0HP, 2"x2" Side

Please refer to page 8.30 for a complete list of Wet Ends

Cords

CORD PART NO.	DESCRIPTION	WIRE GAUGE	COLOR
30-0180-48-K	Cord, Ozone, Molded, 48"	18/3	 YELLOW
30-0180-96	Cord, Ozone, Molded, 96"	18/3	
30-1180-L6	Adapter Cord, 6", Yel, Ozone Amp to Molded	18/3	
30-1180-L48	Cord, Yel, Ozone Amp to Molded, Univ	18/3	
30-1180-L96	Cord, Yel, Ozone Amp to Molded, Univ	18/3	
09-0018C-A	Receptacle, Ozone, Molded/Colored	18/3	
30-0190-48	Cord, Switched ACC., Molded, 48"	18/3	 LT. VIOLET
30-0190-96	Cord, Switched ACC., Molded, 96"	18/3	
30-0190-30	Cord, Slide, Heater Control (PSI), Molded, 30"	18/3	
30-0190-60VH	Cord, VH, Heater Control (PSI), Molded, 60"	18/3	
09-0019C-A	Receptacle, Switched ACC.,Molded/Colored	18/3	
30-0200-48-K	Cord, Blower, Molded, 48"	18/3	 VIOLET
30-0200-96	Cord, Blower, Molded, 96"	18/3	
30-1200-L6	Adapter Cord, 6", Vio, Blwr Amp to Molded	18/3	
30-1200-L48	Cord, Vio, Blwr Amp to Molded, Univ	18/3	
30-1200-L96-K	Cord, Vio, Blwr Amp to Molded, Univ	18/3	
09-0020C-A	Receptacle, Blower, Molded/Colored	18/3	
30-0210-48-S	Cord, Circ. Pump, Molded, 48"	18/3	 BLUE
30-0210-96-K	Cord, Circ. Pump, Molded, 96"	18/3	
30-1210-L6	Adapter Cord, 6", BL, Circ Amp to Molded	18/3	
30-1210-L48	Cord, BL, Circ Amp to Molded, Univ	18/3	
30-1210-L96	Cord, BL, Circ Amp to Molded, Univ	18/3	
09-0021C-A	Receptacle, Circ, Pump, Molded/colored	18/3	
30-0220-48-K	Cord, Pump 1, 2-Speed, Molded, 48"	14/4	 RED
30-0220-96-K	Cord, Pump 1, 2-Speed, Molded, 96"	14/4	
30-1220-L6	Adapter Cord, 6", Red, P1, 2 Speed Amp to Molded	14/4	
30-1220-L48	Cord, Red, P1, 2 Molded, Univ	14/4	
30-1220A-L48	Cord, Red, P1, 2 Molded, Reversed	14/4	
30-1220-L96	Cord, Red, P1, 2 Molded, Univ	14/4	
09-0022C-A	Receptacle, Pump 1, 2 Speed, Molded/Colored	14/4	
30-0230-48-K	Cord, Pump 2, 2-Speed, Molded, 48"	14/4	 BROWN
30-0230-96-K	Cord, Pump 2, 2-Speed, Molded, 96"	14/4	
30-1230-L6	Adapter Cord, 6", Brown, P2, 2 Speed Amp to Molded	14/4	
30-1230-L48	Cord, Brown, P2, 2 Molded, Univ	14/4	
30-1230-L96	Cord, Brown, P2, 2 Molded, Univ	14/4	
09-0023C	Receptacle, Pump 2, 2 Speed, Molded/Colored	14/4	
30-0240-48-K	Cord, Pump, 1-Speed, Molded, 48"	14/3	 PINK
30-0240-96-K	Cord, Pump, 1-Speed, Molded, 96"	14/3	
30-1240-L6	Adapter Cord, 6", Pink, P2, 1 Speed Amp to Molded	14/3	
30-1240-L48	Cord, Pink, P2, 1 Molded, Univ	14/3	
30-1240-L96	Cord, Pink, P2, 1 Molded, Univ	14/3	
09-0024C-A	Receptacle, Pump 2, 1 Speed, Molded/Colored	14/3	
30-0250-48C-K	Cord, Gas, Molded/Colored, 48"	18/2	 WHITE
30-0250-96C	Cord, Gas, Molded/Colored, 96"	18/2	
09-0025C	Receptacle, Gas, Molded/Colored	18/2	
30-0260-48	Cord, Fiber Optic, Molded, 48"	18/4	 ORANGE
30-0260-96	Cord, Fiber Optic, Molded, 96"	18/4	
30-0260-L48	Cord, Fiber Optic, Molded, 48", Univ	18/4	
30-0260-L48UST	Cord, Fiber Optic, Molded, 48", UST01	18/4	
30-0260-L96	Cord, Fiber Optic, Molded, 96", Univ	18/4	
30-0260-L96A	Cord, Fiber Optic, Molded, 96", MxM	18/4	
09-0026C	Receptacle, Fiber Optic, Molded/Colored	18/4	
30-0270-48C-K	Cord, Hot ACC., Molded/Colored, 48"	18/3	 GREEN
30-0270-96C	Cord, Hot ACC., Molded/Colored, 96"	18/3	
30-1270-C6	Adapter Cord, 6", Green, ACC Amp to Molded	18/3	
09-0027C-A	Receptacle, Hot ACC., Molded/Colored	18/3	
30-0100A-30-K	Cord, Slide, Heater Power, Molded, 30"	12/3	 BLACK
30-0100A-60-K	Cord, VH, Heater Power, Molded, 60"	12/3	
09-0041A	Receptacle, VH, Molded/Colored	12/3	
30-0318-48	Cord, Univ, Amp Pins w/3&4 Pin Plugs, 48"	18/3	 UNIVERSAL
30-0318-96	Cord, Univ, Amp Pins w/3&4 Pin Plugs, 96"	18/3	
30-0324-48	Cord, Univ, Amp Pins w/3&4 Pin Plugs, 48"	14/3	
30-0324-96	Cord, Univ, Amp Pins w/3&4 Pin Plugs, 96"	14/3	
30-0326-48	Cord, Univ, Amp Pins w/4 Pin Plug, 48"	14/4	
30-0326-96	Cord, Univ, Amp Pins w/4 Pin Plug, 96"	14/4	
30-0016-K	Adapter, XM/XE to Amp, 120V		
30-0016A-K	Adapter, XM/XE to Amp, 240V		
39-0015-S	Cord, Adapter, 3 piece, 14/4,14/3,18/3, Kit		



39-0035 Strain Relief, 12/3 Cable



39-0036 Strain Relief, 10/3 Cable



Baptismal Parts

PART NUMBER DESCRIPTION

12-0100-K	Heater Element, 5.5kW, 240V, 10" Incoloy
12-0100D-K	Heater Element, 5.5kW, 240V, 7" Incoloy
12-0100F-K	Heater Element, 5.5kW, 240V, 10" Titanium
12-0110G-K	Heater Element, 5.5kW, 240V, 7" Titanium
15-0033**	Base, 9X9, PBS/BES55-11
15-0033B**	Base, 9X9, BES 55/11
15-0037D**	Base, 14.5"X15", BES, 6000
26-0071-BAP-K***	Heater Assy, BCS/BES6000, 2.25", 5.5kW, Baptismal
26-0071-BAP-FA	Heater Assy, BCS/BES6000, 2.25", 5.5kW, Baptismal
42-0004-K	Drain, Suction/Return, 1.5"
42-0004A-K	Drain, Floor, 2" w/PVC Grid
42-0005-K	Pump Union, 1.5", w/O-Ring
42-0017-K	Tailpiece, 2" Htr X 2" Spig
42-0074-K	Wall Fitting, Slot, Auto-Fill
42-0074A-K	Wall Fitting, Drain, WL/OF
48-0001B	Header Assy for BES-6000/6005, 1.5" x 2", w/Gasket
48-0010C	Header Assy for PBES, w/Gasket
48-0029A	Header Assy for BES-6005, 11kW, heater to heater, Bap/Slide, w/Gasket
48-0072-K	Tailpiece w/Female Hose, 1.5", w/Gasket
48-0072A-K	Tailpiece w/ Male Hose, 1.5", w/Gasket
48-0072B-K	Tailpiece w/Female Hose, 2", w/Gasket
48-0072C-K	Tailpiece w/ Male Hose, 2", w/Gasket
48-0088	Header Assy for BES-6000, 5.5kW, pump to heater, 1.5" x 2", w/Gasket & O-Ring
48-0088A	Header Assy for BES-6005, 11kW, pump to heater, 1.5" x 2", w/Gasket & O-Ring
48-0146-K	Booster Heater Kit, 5.5kW ((Not Shown)
48-P250-PBES-LO	Htr Assy, 1.9", PBES, 2.0W, PSI (Not Shown)
48-P250-PBES-UP	Htr Assy, 1.9", PBES, 2.0W, PSI (Not Shown)
60-0015-K*	Gasket, 2" Ridged
60-0017-K*	Gasket, 1.5" Ridged
60-0020-K*	Gasket, 3" Ridged

***Systems built before 2014

Baptismal Parts



PART NUMBER **DESCRIPTION**

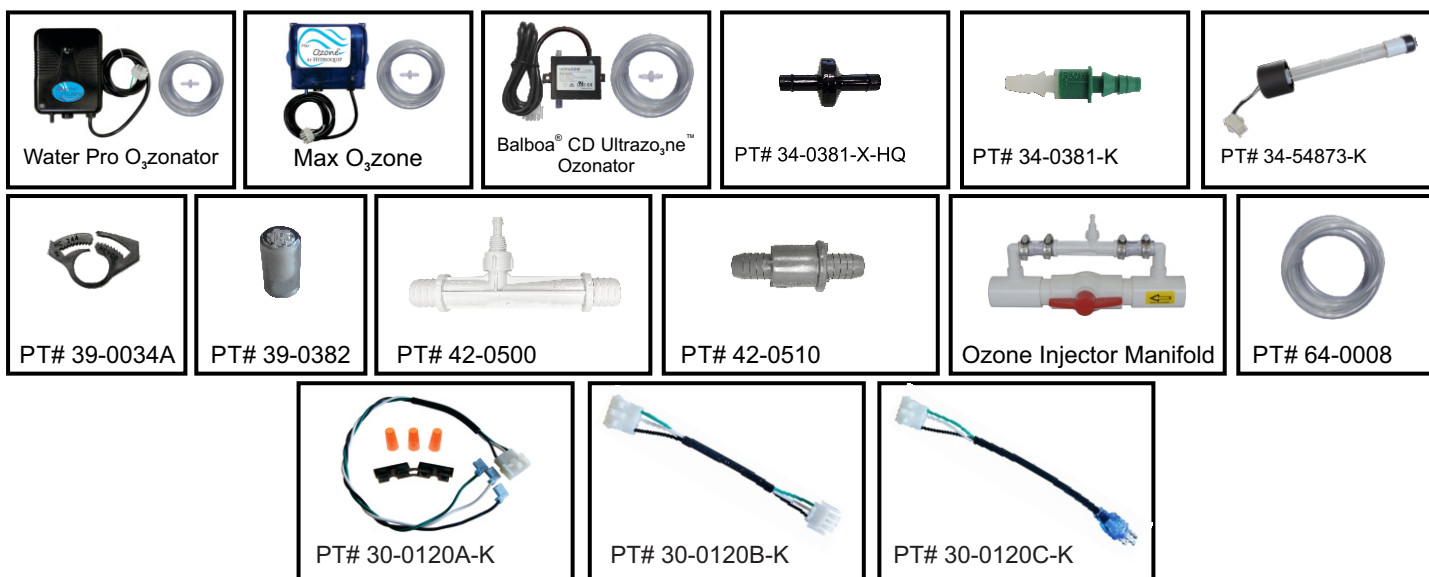
34-0002-K	Air Switch 125/250V, 25, SPDT
34-0012-K	High Limit, 250V, 30A, 5/16 Bulb, 24" Cap
34-0030-K	Thermostat, 250V, 30A, 5/16 Bulb, 24" Cap
34-0035-K	Timer, 7 Day, 120V, 60HZ, 21A, STD, w/Override Switch
34-0155-K	Pressure Switch, 120V, 5A, 1/8" Thread, For Baptismal Water Level
34-0178-K	Pressure Switch, 120V, 1A, 1/8" Thread, 1.50PSI (adjustable)
35-0003-K	Relay, SPDT, 15A, 240V, T-91
35-0012-K	Contactor, DPST, 120V, 30/40A
35-0014-K	Contactor, DPST, 120V, 50A
35-0019-K	Fuse, 30A, Main, SC-30
35-0028-K	Contactor, DPST, 240V, 40/50A
35-0037-K	Relay, DPST, 30A, 240V, T-92
35-0081-K	Fuse, 10AMP, Time Delay, 250VAC
36-0004A-K	Air Transmitter, White, #15, 1 1/4" Hole Size
36-0006A	Air Transmitter ,Chrome, #15, 1 1/4" Hole Size
42-0007B-K	Snap Nut, 2.0", Black
42-2333B-K	Nut, 3", Uni-Nut and Retainer
48-0152-S	GFCI Replacement Kit, 5.5kW, OBSOLETE - Refer to PT# 48-0154 See Below
48-0152A-S	GFCI Replacement Kit, 11kW, OBSOLETE - Refer to PT# 48-0154 See Below
48-0154	HC GFCI Removal Kit; 2 wire nuts, 2 hole plugs & wiring instructions
64-0001B	Tubing, 1/4" OD X 1/8" ID, Clear



Baptismal Parts


PART NUMBER **DESCRIPTION**

40-0008*	Valve, Ball 1 1/2", PVC
40-0009*	Valve, Ball 2", PVC
40-0010*	Valve, Ball 3/4" SxS, PVC
64-0012	Tubing, Long Distance, 1/8" OD X 1/16" ID, Clear
64-0017	Garden Hose, 15'
993-0262A-A48-S	Pump, Full Drain, 1/2HP, 1SPD, 120V, 3' Amp Cord
993-0262A-L48-S	Pump, Full Drain, 1/2HP, 1SPD, 120V, 48" Molded Cord
993-0262-A48-S	Obsolete, replaced by PT# 993-0262A-A48-S
993-0262-L-48-S	Obsolete, replaced by PT# 993-0262A-L48-S
993-0265-A48-S	Obsolete, replaced by PT# 993-0262A-A48-S
993-0265A-A48-S	Obsolete, replaced by PT# 993-0380A-A6-S
993-0265A-L48-S	Obsolete, replaced by PT# 993-0380A-A6-S
993-0265-L48-S	Obsolete, replaced by PT# 993-0262A-L48-S
993-0380-A6-S	Pump, 115V, 1SPD, Amp Pigtail Cord
993-0380A-A6-S	Pump, 230V, 1SPD, Amp Pigtail Cord
10-0178-S	Pump, Submersible, 1/6HP, 120V
80-0132D-BES	Label, TDI, HQ BES, 3 BTN



Ozonators

PART NUMBER	DESCRIPTION
34-0381-K	Ozone, Check Valve
34-0381-X-HQ	Ozone Check Valve, XP
34-0382	Ozone Intake Filter
34-2720-50-K	Replaced by 34-2722-50-K
34-2720-100-K	Replaced by 34-2722-100-K
34-2720-150-K	Replaced by 34-2722-150-K
34-2721-50-K	Replaced by 34-2722-50-K
34-2721-100-K	Replaced by 34-2722-100-K
34-2721-150-K	Replaced by 34-2722-150-K
34-2722-50-K	HydroQuip Water Pro Ozonator Kit, 120V/240V, 50mg
34-2722-100-K	HydroQuip Water Pro Ozonator Kit, 120V/240V, 100mg
34-2722-150-K	HydroQuip Water Pro Ozonator Kit, 120V/240V, 150mg
34-2820-50-K	Replaced by 34-2822-50-K
34-2820-100-K	Replaced by 34-2822-100-K
34-2820-150-K	Replaced by 34-2822-150-K
34-2821-50-K	Replaced by 34-2822-50-K
34-2821-100-K	Replaced by 34-2822-100-K
34-2821-150-K	Replaced by 34-2822-150-K
34-2822-50-K	HydroQuip Max O ₃ zone Ozonator Kit, 120V/240V, 50mg
34-2822-100-K	HydroQuip Max O ₃ zone Ozonator Kit, 120V/240V, 100mg
34-2822-150-K	HydroQuip Max O ₃ zone Ozonator Kit, 120V/240V, 150mg
34-54451	Replaced by PT# 34-2722-50-K
34-54873-K	Balboa® UV Lamp Replacement, BWG# 54873, 5W, 120V
34-59087-KIT	Replaced by 34-59297-KIT
34-59088-KIT	Replaced by 34-59297-KIT
34-59297-KIT	Balboa® CD Ultrao ₃ ne™ Ozonator Kit, 120V/240V, 150mg
39-0034A	Clamp, Hose, Nylon, Ozone
42-0500	Ozone Mazzei Injector, 3/4" Barb, 88-K, White
42-0510	Ozone, LGM Mazzei, 3/4" Barb, Grey
49-0420A	Ozone Injector Manifold, 1.5" Plumbing for Circ & Small HP Pumps
49-0421	Ozone Injector Manifold, 2" Plumbing for Medium to High Flow Pumps
49-0422	Ozone Injector Manifold, 2.5" Plumbing for High Flow Pumps
64-000*	Tubing, 1/4"1D x 3/8"0D, Clear
30-0120A-K	Ozone Adapter Cord, Universal Cord Kit,
30-0120B-K	Ozone Adapter Cord, 4-Pin Amp to 3-Pin Amp
30-0120C-K	Ozone Adapter Cord, 4-Pin Amp to 15A Nema Plug



Heaters & Elements

If the Cross Reference Guide does not have the correct heater assembly your looking for, we offer our Universal Rite-Fit Heater assemblies in various configurations. By simply taking measurements of the heater your replacing and using our guidelines below, you can find the correct Universal Rite-Fit Heater to use as a replacement.

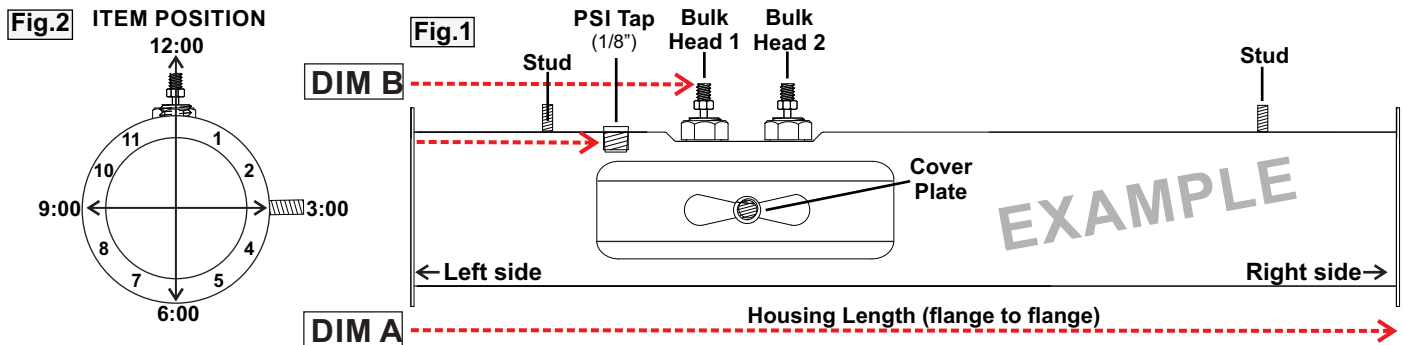
Heater Assembly Measurements

For proper measurements: Position the heater assembly with the flange closest to the bulk heads on the left side and measure from left flange to the first bulkhead as shown in Fig.1. The bulkhead measurement is key in determining the correct replacement.

To indicate the proper position of items, always use the left side profile with the bulk heads in the 12:00 position as shown in Fig.2.

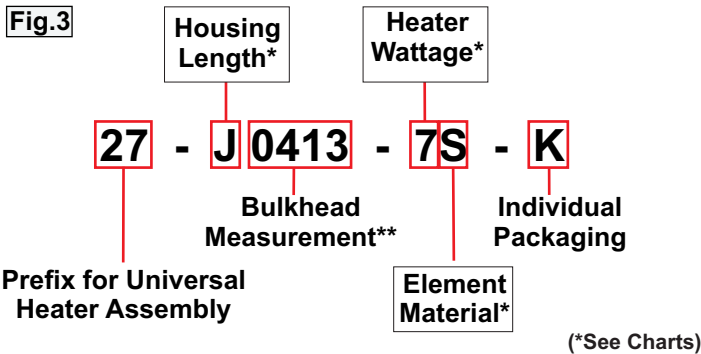
Measurement results will determine which Universal Rite-Fit Heater would work for you

See part number description below. (Fig.3).



Note: Studs and Cover Plate are on adjustable bands that are provide with all Universal Rite-Fit Heaters.

Universal Rite-Fite Part Number Description




Description Charts

Housing Length		Heater Wattage		Element Material
F = 12 in. / 304.8 mm	G = 13 in. / 330.2 mm	0 = 1.0kW	4 = 3.0kW	S = Incoloy
	J = 15 in. / 381.0 mm	1 = 1.5kW	5 = 4.0kW	T = Titanium
		2 = 2.0kW	6 = 4.5kW	
		3 = 2.5kW	7 = 5.5kW	
		4 = 3.0kW		

**Bulkhead Measurement Example: 0413 = 4.13 in. / 25.4 mm

Universal Rite-Fite Heater Features



Replacement Flo-Thru Heater Assemblies

Titanium Element

27-J0425-7T-K	5.5kW/240V	27-J0425-4T-K	3.0kW/240V
27-J0425-6T-K	4.5kW/240V	27-J0425-3T-K	2.5kW/240V
27-J0425-5T-K	4.0kW/240V	27-J0425-2T-K	2.0kW/240V
27-J0425-AT-K	3.6kW/240V	27-J0425-XT-K	1.3kW/240V

Replaces:

(5.5kW) 48-1555-RP-BWG, 50071, 50076, 50080, 50096, 50134, 50150, 58000, 58002, 58010, 58016, 58019, 58026, 58027, 58066, 58074, 58083, 58086, 58089, 58105, 58121, 58123, 58209, C2550-0066ET, C2550-0535, C2550-0535-TPSC2550-0807, C2550-0807-TPS, C2550-0809, C2550-0809-1, C2550-0809-TPS

(4.0kW) 48-1540-RP-BWG, 50081, 50142, 53349, 55033, 55035, 58009, 58028, 58029, 58031, 58032, 58048, 58056, 58064, 58067, 58069, 58081, 58103, 58104, 58106, 58109, 58117, 58120, 58148, 58212, 58001, BAL50081, C2400-0073(S), C2400-0256(ET), C2400-0535, C2400-0535-TPS, C2400-0802ET, C2400-0807, C2400-0807-TPS, C2400-0809, C2400-0809-TPS, 48-3300-10-435H **(3.0kW)** C2300-0807, C2300-0809, C2300-0535, C2300-1056, 50145, 58053, 58061, 58107, 58118, 58143CE **(2.5kW)** C2250-0066ET **(2.0kW)** 50139, 58063, 58145

Titanium Element

27-J0568-7T-K	5.5kW/240V	27-J0568-4T-K	3.0kW/240V
27-J0568-6T-K	4.5kW/240V	27-J0568-3T-K	2.5kW/240V
27-J0568-5T-K	4.0kW/240V	27-J0568-2T-K	2.0kW/240V
27-J0568-AT-K	3.6kW/240V	27-J0568-XT-K	1.3kW/240V

Replaces:

(5.5kW) 48-1555-RP-GEK, 20-00249, 20-00250, 20-00251, 20-00270, 20-00272, 20-00274, 530AA0107, 530AA0284, 530AA0437, 9920-100339, 9920-100347, B24055GM, B240055LA5, B24055LASD, B24055U, C2550-0601(ET), C2550-0601(G), C2550-0800(ET-G), C2550-0802ET

(4.0kW) 48-1540-RP-GEK, 20-00242, 20-00271, 20-00280, 20-00281, 20-00284, 20-00285, 20-00292, 20-00294, 20-00296, 20-0410, 530AA0078, 530AA0095, 530AA0293, 9920-100338, 9920-100346, B24040LA5, C2400-0601, C2400-0601ET, C2400-0800, C2400-0802ET, C2400-C2695-1, C2400-C3330-1A **(3.6kW)** C2360-0601, C2360-0601ET **(3.0kW)** C2300-0601, C2300-0601ET **(2.5kW)** C2250-0601, C2250-0601ET **(2.0kW)** 48-1520-RP-GEK, C2200-5003, C2200-0601ET, C2200-0601, C2200-0800ET, C2200-0800, B23020LA5

Titanium Element

27-J0519-7T-K	5.5kW/240V	27-J0519-4T-K	3.0kW/240V
27-J0519-6T-K	4.5kW/240V	27-J0519-3T-K	2.5kW/240V
27-J0519-5T-K	4.0kW/240V	27-J0519-2T-K	2.0kW/240V
27-J0519-AT-K	3.6kW/240V	27-J0519-XT-K	1.3kW/240V

Replaces:

(5.5kW) 48-1555-HQ, 26-0003A, 26-0032, 26-0032A, 26-0032-RIC, 26-0058, 26-0071, 26-0071-K, **(4.5kW)** 26-0047(-K), 26-0071A(-K), **(4.0kW)** 48-1540-HQ, 26-0036-R1C, 26-0071B, C2400-0267(ET) **(2.5kW)** 26-0309-3S-K

Titanium Element

27-J0413-7T-K	5.5kW/240V	27-J0413-4T-K	3.0kW/240V
27-J0413-6T-K	4.5kW/240V	27-J0413-3T-K	2.5kW/240V
27-J0413-5T-K	4.0kW/240V	27-J0413-2T-K	2.0kW/240V
27-J0413-AT-K	3.6kW/240V	27-J0413-XT-K	1.3kW/240V

Replaces:

(5.5kW) 48-1555-RP, 20-00228, 20-00425, 20-00232, 20-00328, 20-00503, 20-00319, 20-00417, 20-00530, C2550-0314ET, C2550-0456, C2550-0307ET, C2550-5000-1, HEA1410001
(4.5kW) 48-1545-RP, 20-00324, C2450-5000-1 **(4.0kW)** 48-1540-RP, 20-00317, 20-00318, 58004, C2400-0066ET-A, C2400-5000-1 **(2.0kW)** 48-1520-RP, C2200-5000-1, C2200-0456

Titanium Element

27-G0413-7T-K	5.5kW/240V
27-G0413-6T-K	4.5kW/240V
27-G0413-2T-K	2.0kW/240V

Replaces:

(5.5kW) 20-08421-A, 26-0070-K, 26-1206-7S-K, C2550-1206, C2550-1206-1, C2550-1206-A, C2550-1206ET
(4.5kW) 26-0072A-K, C2450-0863 **(2.0kW)** 26-0070C-K, C2200-812ET, C2200-0812ET-G

Titanium Element

27-F0575-5T-K	4.0kW/240V
27-F0575-2T-K	2.0kW/240V

Replaces:

(4.0kW) 26-2300-5S-K, 46-238-1700, C2400-2300, C2400-2300ET
(2.0kW) 26-2300-2S-K, C2200-2300ET

Balboa® Universal Series - 15"

Universal Rite-Fit Balboa Series heater assembly, 2.25"x 15", 304SS, multiple PSI taps, M7 taps, adjustable cover plate, and adjustable studs. Includes 2"x2" tail pieces 2" ridged gaskets, 4" and 12" wire sets.



Gecko Universal Series - 15"

Universal Rite-Fit Gecko Series heater assembly, 2.25"x 15", 304SS, multiple PSI taps, adjustable cover plate, and adjustable studs. Includes 2"x2" tail pieces 2" ridged gaskets.



HQ Universal Series - 15"

Universal Rite-Fit Hydro-Quip Series heater assembly, 2.25"x 15", 304SS, multiple PSI taps, adjustable cover plate, and adjustable studs. Includes 2"x2" tail pieces 2" ridged gaskets.



Universal Rite-Fit Series - 15"

Universal Rite-Fit Series heater assembly, 2.25"x 15", 304SS, multiple PSI taps, adjustable cover plate, and adjustable studs. Includes 2"x2" tail pieces 2" ridged gaskets.




Universal Rite-Fit Series - 13"

Universal Rite-Fit Series heater assembly, 2.25"x 13", 304SS, multiple PSI taps, adjustable cover plate, and adjustable studs. Includes 2"x2" tail pieces 2" ridged gaskets.



Universal Rite-Fit Series - 12"

Universal Rite-Fit Series heater assembly, 2.25"x 12", 304SS, multiple PSI taps, adjustable cover plate, and adjustable studs. Includes 2"x2" tail pieces 2" ridged gaskets.



For a full list of heaters replaced by Universal Rite-Fits, see our Heater Cross Reference Guide

ACC, Acura, Brett

Flo-Thru heater assembly, 2.25"x 15", 304SS, PSI tap, with cover plate and studs. Includes 2"x2" tail pieces, 2" ridged gaskets.

Incoloy Element

26-0314-5S-K - 4.0kW/240V
26-0314-7S-K - 5.5kW/240V

Replaces:

(4.0kW) C2400-0304(ET), C2400-0314, 20-00433, 20-00434, 20-00454, 20-00317
(5.5kW) C2550-0304TI, 20-00430, 20-00417, 20-00307, B24055B, B24055E, C2550-0314(ET), 48-3300-10-154H

Titanium Element

26-0314-5T-K - 4.0kW/240V
26-0314-7T-K - 5.5kW/240V



Universal Rite-Fit Replacement

27-J0438-5S-K - 4.0kW/240V
27-J0438-7S-K - 5.5kW/240V

ACC

Flo-Thru heater assembly, 2.25"x 12", 304SS, PSI tap, with cover plate and studs. Includes 2"x2" tail pieces, 2" ridged gaskets.

Incoloy Element

26-1004-7S-K - 5.5kW/240V

Replaces:

C2550-1004TI, C2550-1004TI-1

Titanium Element

26-1004-7T-K - 5.5kW/240V



Universal Rite-Fit Replacement

27-F0288-7S-K - 5.5kW/240V

Arctic Spas

Flo-Thru heater assembly, 2.25"x 12", 316L, PSI tap, with cover plate and power cords. Includes 2"x2" tail pieces, 2" ridged gaskets.

Titanium Element

48-9151-AP-K - 3.6kW/240V
48-9150-5P-K - 4.0kW/240V
48-9120-7P-K - 5.5kW/240V

Replaces:

(3.6kW) 48-9151, 48-9151-R1 thru 2
(4.0kW) 48-9150, 48-9150-K, 48-9150-R1 thru 6, 48-9150-S, 48-9150-R2-S
(5.5kW) 48-9120, 48-9120-K, 48-9120-R1 thru 6, C2550-0103TT



Arctic Spas

"L" Shape heater assembly, 2.25"x 12.7", 304SS, PSI tap, with cover plate and power cord. Includes 2"x2" tail pieces, 2" ridged gaskets.

Incoloy Element

48-9121-7S-K - 5.5kW/240V

Replaces:

(3.6kW) 48-9122, 48-9122-R1 thru 4, A2360-5350ET
(5.5kW) 48-9121, 48-9121-R1 thru 4, A2550-5350ET, A2550-5300(ET)

Titanium Element

48-9122-AT-K - 3.6kW/240V



Arctic Spas

"L" Shape heater assembly, 2.25"x 9", PSI tap, with cover plate and power cords. Includes 45 degree elbow, 2"x2" tail pieces, 2" ridged gaskets.

Titanium Element

48-9124-AP-K - 3.6kW/240V, 316L
48-9123-7T-K - 5.5kW/240V, 304SS

Replaces:

(3.6kW) 48-9124, 48-9124-K, 48-9124-R1 thru 4, A2360-5251ET, A2360-5250ET, A2360-5200ET, A2360-5100ET
(5.5kW) 48-9123, 48-9123-R2 thru 4, A2550-5251ET, A2550-5100ET, A2550-5200ET, A2550-5251ETX, A2550-5250ET, 22-00254, 22-00255, 22-00256



Arctic Spas

Flo-Thru heater assembly, 2.25"x 15", 304SS, PSI tap, with cover plate and power cord. Includes 2"x2" tail pieces, 2" ridged gaskets.

Titanium Element

48-9125-5T-K - 4.0kW/240V

Replaces:

(4.0kW) 48-9125, 48-9125-R1



Arctic Spas

Flo-Thru heater assembly, 2.25"x 19.25", 316L, Dual element, PSI tap, with cover plate and power cord. Includes 2"x2" tail pieces, 2" ridged gaskets.

Titanium Element

48-9130-CP-K - 7.2kW/240V

Replaces:

(7.2kW) 48-9130, 48-9130-K, 48-9130-R1 thru 4



Replacement Flo-Thru Heater Assemblies



HYDROQUIP
THE SMART CHOICE™

Heaters



Apollo Spas

Flo-Thru heater assembly, 2.25"x 15", 316L, PSI tap, with cover plate and power cords. Includes 2"x2" tail pieces, 2" ridged gaskets.

Replaces:
C2450-0136-C

Incoloy Element

26-H0136-6S-K - 4.5kW/240V



Balboa®

Flo-Thru heater assembly, 2.25"x 15", 304SS, two PSI taps, with cover plate. Includes 2"x2" tail pieces, 2" ridged gaskets.

Replaces:
C2550-0035, 48-3300-10-035H

Universal Rite-Fit Replacement

27-J0413-7S-K - 5.5kW/240V

Incoloy Element

26-0035-7S-K - 5.5kW/240V

Titanium Element

26-0035-7T-K - 5.5kW/240V



Balboa®

Flo-Thru heater assembly, 2.25"x 15", 304SS, PSI tap, with cover plate. Includes 2"x2" tail pieces, 2" ridged gaskets.

Replaces:
(3.0kW) C2300-0535ET
(4.0kW) 48-3300-10-435H, 50081, BAL50081, C2400-0535
(5.5kW) 50080, C2550-0435, C2550-0535, C2550-0537, C2550-0735, C2550-07352

Universal Rite-Fit Replacement

27-J0413-4S-K - 3.0kW/240V
27-J0413-5S-K - 4.0kW/240V
27-J0413-7S-K - 5.5kW/240V

Incoloy Element

26-0535-4S-K - 3.0kW/240V
26-0535-5S-K - 4.0kW/240V
26-0535-7S-K - 5.5kW/240V

Titanium Element

26-0535-5T-K - 4.0kW/240V
26-0535-7T-K - 5.5kW/240V



Balboa®

Flo-Thru heater assembly, 2.25"x 15", 304SS, with PSI & guard, with cover plate. Includes 2"x2" tail pieces, 2" ridged gaskets.

Replaces:
(4.0kW) 50067, 50142, 58009, 58069, 58081, C2400-0535-TPS
(5.5kW) 50071, 50076, 50096, 50134, 50150, C2550-0535-TPS



Incoloy Element

(A) 26-0535-5S-KP - 4.0kW/240V
(A) 26-0535-7S-KP - 5.5kW/240V
(B) 26-0535-5S-KP01 - 4.0kW/240V
(B) 26-0535-7S-KP01 - 5.5kW/240V

Titanium Element

(A) 26-0535-5T-KP - 4.0kW/240V
(A) 26-0535-7T-KP - 5.5kW/240V

(A) = With PSI PT# 34-0153 w/guard
(B) = With PSI PT# 34-0019-C no guard

Universal Rite-Fit Replacement

27-J0413-5S-K - 4.0kW/240V
27-J0413-7S-K - 5.5kW/240V
(No pressure switch included)



Balboa®

Flo-Thru heater assembly, 2.25"x 15", 304SS, PSI tap, and sensor tap. Includes 2"x2" tail pieces, 2" ridged gaskets.

Replaces:
(4.0kW) 58029, C2400-0809
(5.5kW) 58027, C2550-0809-1

Universal Rite-Fit Replacement

27-J0413-5S-K - 4.0kW/240V
27-J0413-7S-K - 5.5kW/240V

Incoloy Element

26-0809-5S-K - 4.0kW/240V
26-0809-7S-K - 5.5kW/240V

Titanium Element

26-0809-5T-K - 4.0kW/240V
26-0809-7T-K - 5.5kW/240V



Balboa®

Flo-Thru heater assembly, 2.25"x 15", 304SS, with PSI switch w/guard, and sensor tap. Includes 2"x2" tail pieces, 2" ridged gaskets.

Replaces:
(4.0kW) 53349, 58028, 58048, 58067, C2400-0809-TPS
(5.5kW) 58019, 58026, 58066, 58074, C2550-0809-TPS

Universal Rite-Fit Replacement

27-J0413-5S-K - 4.0kW/240V
27-J0413-7S-K - 5.5kW/240V
(No pressure switch included)

Incoloy Element

26-0809-5S-KSP - 4.0kW/240V
26-0809-7S-KSP - 5.5kW/240V

Titanium Element

26-0809-5T-KSP - 4.0kW/240V
26-0809-7T-KSP - 5.5kW/240V



Cal Spas

Flo-Thru heater assembly, 2.25"x 16.25", 304SS, PSI tap, cover plate. Includes 2"x2" tail pieces, 2" ridged gaskets.

Replaces:
(2.5kW) C2250-0165, HEA14100010
(4.0kW) C2400-0165
(5.5kW) C2550-0165

Universal Rite-Fit Replacement

27-K0550-3S-K - 2.5kW/240V
27-K0550-5S-K - 4.0kW/240V
27-K0550-7S-K - 5.5kW/240V

Incoloy Element

26-0165-3S-K - 2.5kW/240V
26-0165-5S-K - 4.0kW/240V
26-0165-7S-K - 5.5kW/240V

Titanium Element

26-0165-3T-K - 2.5kW/240V
26-0165-5T-K - 4.0kW/240V
26-0165-7T-K - 5.5kW/240V

All heater assemblies are available in 316L Stainless Steel Housings.

All heater assemblies come with tail pieces and gaskets

Call (951) 273-7575

Visit us at hydroquip.com

Cal Spas

Flo-Thru heater assembly, 2.25"x 15", 316SS, PSI tap, cover plate. Includes 1.5"x2" tail pieces with o-rings, 2" ridged gaskets.

Incoloy Element

26-H0021-7S-K - 5.5kW/240V

Replaces:

C2550-0021, C2550-0021ET, C2550-0022, C2550-0022ET, C2550-0023



Cal Spas XL

Flo-Thru heater assembly, 2.25"x 15", 304SS, PSI tap, cover plate, with stud, insulated aluminum housing, heater wires w/connectors. Includes 2"x2" tail pieces, 2" ridged gaskets.

Incoloy Element

26-0011-3S-K - 2.5kW/240V

26-0011-5S-K - 4.0kW/240V

26-0011-7S-K - 5.5kW/240V

Universal Rite-Fit Replacement

27-J0425-7S-K - 5.5kW/240V

Replaces Incoloy:

(2.5kW) C2250-0011, F2250-0001, F2250-0011

(4.0kW) C2400-0011, F2400-0011, B24040XL

(5.5kW) B24055XL, C2550-0011, F2550-0001, F2550-0011, HEA14100120, HEA14100121, HEA14100401, XL5.5

Replaces Titanium:

(4.0kW) C2400-0011TI, HEA14100131

(5.5kW) C2550-0011TI, HEA14100300, HEA14100470

Titanium Element

26-0011-F-PS-K - 4.0kW/240V

26-0011-F-RS-K - 5.5kW/240V



Cal Spas

Flo-Thru heater assembly, 2.25"x 15", 304SS, heater wires w/connectors. Includes 2"x2" tail pieces, 2" ridged gaskets, w/Insulation wrap.

Incoloy Element

26-2001-3S-K - 2.5kW/240V

26-2001-5S-K - 4.0kW/240V

26-2001-7S-K - 5.5kW/240V

Replaces:

(2.5kW) C2250-2001-1

(4.0kW) C2400-2001

(5.5kW) C2550-2001, HEA14100430

Titanium Element

26-2001-3T-K - 2.5kW/240V

26-2001-5T-K - 4.0kW/240V

26-2001-7T-K - 5.5kW/240V



Caldera

Flo-Thru heater assembly, 2.25"x 15", 304SS, PSI tap, ground strip, with mounting studs. Includes 2"x2" tail pieces, 2" ridged gaskets, and (2) heater wires.

Incoloy Element

26-3330-5S-K - 4.0kW/240V

Replaces:

C2400-C3330-1A, 73994,

C2400-C2695-1, 58286

Titanium Element

26-3330-5T-K - 4.0kW/240V

Universal Rite-Fit Replacement

27J0568-5S-K - 4.0kW/240V



Coates

Flo-Thru heater assembly, 2.25"x 15", 316L SS, PSI tap, cover plate, with studs. Includes 2"x2" tail pieces, 2" ridged gaskets

Titanium Element

26-0517-4P-K - 3.0kW/240V

26-0517-5P-K - 4.0kW/240V

26-0517-MP-K - 5.5kW/240V

Replaces:

(3.0kW) C2300-0517

(4.0kW) C2400-0517

(5.5kW) C2550-0517, 20-00517



Correct Tech

Flo-Thru heater assembly, 2.25"x 12.63", 304SS, PSI tap, with cover plate, and studs. Includes 2"x2" tail pieces, 2" ridged gaskets.

Incoloy Element

26-2300-2S-K - 2.0kW/240V

26-2300-4S-K - 3.0kW/240V

26-2300-5S-K - 4.0kW/240V

Replaces:

(2.0kW) C2200-2300ET

(3.0kW) C2300-2300ET

(4.0kW) C2400-2300ET, 46-238-1700

Titanium Element

26-2300-2T-K - 2.0kW/240V

26-2300-4T-K - 3.0kW/240V

26-2300-5T-K - 4.0kW/240V



DM/Vita

Flo-Thru heater assembly, 2.25"x 15", 304SS, PSI tap, cover plate, with studs. Includes 2"x2" tail pieces, 2" ridged gaskets, and heater wires.

Incoloy Element

26-0010-4S-K - 3.0kW/240V

26-0010-6S-K - 4.5kW/240V

Replaces:

(3.0kW) C2300-0010ET

(4.5kW) C2450-0010ET

Titanium Element

26-0010-4T-K - 3.0kW/240V

26-0010-6T-K - 4.5kW/240V

Universal Rite-Fit Replacement

27-J0413-4S-K - 3.0kW/240V

27-J0413-6S-K - 4.5kW/240V



DM/Vita

Flo-Thru heater assembly, 2.25"x 15", 304SS, No PSI tap, cover plate, with studs. Includes 2"x2" tail pieces, 2" ridged gaskets, and heater wires.

Incoloy Element

26-0024-4S-K - 3.0kW/240V

Replaces:

C2300-0024ET

Titanium Element

26-0024-4T-K - 3.0kW/240V

Universal Rite-Fit Replacement

27-J0413-4S-K - 5.5kW/240V



All heater assemblies are available in 316L Stainless Steel Housings.

All heater assemblies come with tail pieces and gaskets

Replacement Flo-Thru Heater Assemblies



DM/Vita

Flo-Thru heater assembly, 2.25"x 15", 304SS, No PSI tap, with studs. Includes 2"x2" tail pieces, 2" ridged gaskets, and heater wires.

Replaces:

(3.0kW) C2300-0028ET
(4.0kW) C2400-0028ET, C2400-0027ET

Universal Rite-Fit Replacement

27-J0413-4S-K - 3.0kW/240V
27-J0413-5S-K - 4.0kW/240V

Incoloy Element

26-0028-4S-K - 3.0kW/240V
26-0028-5S-K - 4.0kW/240V



DM/Vita

Flo-Thru heater assembly, 2.25"x 17.75", 304SS, No PSI tap, cover plate, with studs. Includes 2"x2" tail pieces, 2" ridged gaskets, and heater wires.

Replaces:

(3.0kW) C2300-1008ET
(4.5kW) C2450-1008ET, 411092, VIT411092
(5.5kW) 20-00467, 9142C, C2550-1008ET

Incoloy Element

26-1008-4S-K - 3.0kW/240V
26-1008-6S-K - 4.5kW/240V
26-1008-7S-K - 5.5kW/240V

Titanium Element

26-1008-4T-K - 3.0kW/240V
26-1008-6T-K - 4.5kW/240V
26-1008-7T-K - 5.5kW/240V



Dimension One


Flo-Thru heater assembly, 2.25"x 12", 316L, with PSI tap, cover plate, and studs. Includes 2"x2" tail pieces, 2" ridged gaskets.

Replaces:

(4.0kW) C2400-0001

Incoloy Element

26-0001-5S-K - 4.0kW/240V



Gecko M Class

Flo-Thru heater assembly, 2.25"x 15", 304SS, PSI tap, with mounting studs. Includes 2"x2" tail pieces, 2" ridged gaskets.

Titanium Element

26-0601-2T-K - 2.0kW/240V
26-0601-3T-K - 2.5kW/240V
26-0601-PT-K - 3.6kW/240V
26-0601-5T-K - 4.0kW/240V
26-0601-7T-K - 5.5kW/240V

Universal Rite-Fit Replacement


27-J0568-AS-K - 3.6kW/240V
27-J0568-5S-K - 4.0kW/240V
27-J0568-7S-K - 5.5kW/240V

Incoloy Element

26-0601-2S-K - 2.0kW/240V
26-0601-3S-K - 2.5kW/240V
N/A
26-0601-5S-K - 4.0kW/240V
26-0601-7S-K - 5.5kW/240V

Replaces:

(2.0kW) C2200-06019ET **(2.5kW)** C2250-0601(ET) **(3.6kW)** C2360-C601TI, C2360-0601ET **(4.0kW)** 20-00271, 20-00280, 20-00281, 20-00292, 20-00294, 20-00296, 20-00410, 530AA0293, 9920-100346, B24040LA5, C2400-0601, C2400-0601ET, C2400-C2695-1, C2400-C3330-1A **(5.5kW)** 20-00249, 20-00250, 20-00251, 20-00270, 530AA0284, 530AA0437, 9920-100347, B24055LA5, B24055LASD, B24055U, C2550-0601(ET), C2550-0601



Gecko S Class/Caldera/Nordic

Flo-Thru heater assembly, 2.25"x 15", 304SS, PSI tap, with studs. Includes 2"x2" tail pieces, 2" ridged gaskets.

Titanium Element

26-0800-2T-K - 2.0kW/240V
26-0800-3T-K - 2.5kW/240V
26-0800-4T-K - 3.0kW/240V
26-0800-AT-K - 3.6kW/240V
26-0800-5T-K - 4.0kW/240V
26-0800-7T-K - 5.5kW/240V

Universal Rite-Fit Replacement


27-J0568-2S-K - 2.0kW/240V
27-J0568-3S-K - 2.5kW/240V
27-J0568-4S-K - 3.0kW/240V
27-J0568-AS-K - 3.6kW/240V
27-J0568-5S-K - 4.0kW/240V
27-J0568-7S-K - 5.5kW/240V

Incoloy Element

26-0800-2S-K - 2.0kW/240V
26-0800-3S-K - 2.5kW/240V
26-0800-4S-K - 3.0kW/240V
N/A
26-0800-5S-K - 4.0kW/240V
26-0800-7S-K - 5.5kW/240V

Replaces:

(2.0kW) C2200-0800(ET), C2200-0800ET-G, C2400-C3464-1, 72651, C2400-C2695-1 **(2.5kW)** C2250-0800 **(3.0kW)** C2300-0800 **(3.6kW)** C2360-0800 **(4.0kW)** 20-00242, 20-00284, 20-00285, 530AA0078, 530AA0095, 9920-100338, C2400-0800 **(5.5kW)** 20-00272, 20-00274, 530AA0107, 9920-100339, B24055GM, C2550-0800(ET-G)



Gecko/Morgan

Flo-Thru heater assembly, 2.25"x 15", 304SS, PSI tap, cover plate, with studs. Includes 2"x2" tail pieces, 2" ridged gaskets.

Replaces:

(4.0kW) C2400-0802ET
(4.5kW) C2450-0802ET
(5.5kW) C2550-0802ET

Incoloy Element

Ⓐ 26-0802-5S-K - 4.0kW/240V
Ⓐ 26-0802-6S-K - 4.5kW/240V
Ⓐ 26-0802-7S-K - 5.5kW/240V
Ⓑ 26-0802A-3S-K - 2.5kW/240V
Ⓑ 26-0802A-5S-K - 4.0kW/240V
Ⓑ 26-0802A-6S-K - 4.5kW/240V

Titanium Element

Ⓐ 26-0802-5T-K - 4.0kW/240V
Ⓐ 26-0802-6T-K - 4.5kW/240V
Ⓐ 26-0802-7T-K - 5.5kW/240V

Ⓐ = With Two Upper Studs
Ⓑ = Without Two Upper Studs

Universal Rite-Fit Replacement

27-J0568-3S-K - 2.5kW/240V
27-J0568-5S-K - 4.0kW/240V
27-J0568-6S-K - 4.5kW/240V
27-J0568-7S-K - 5.5kW/240V

Hercules

Flo-Thru heater assembly, 2.25"x 15", 304SS, PSI tap, with cover plate, and studs. Includes 2"x2" tail pieces, 2" ridged gaskets.

Incoloy Element

26-0315-5S-K - 4.0kW/240V

Replaces:

12077, C2400-0315, pre-95 XT

Titanium Element

26-0315-5T-K - 4.0kW/240V



Hercules

Flo-Thru heater assembly, 2.25"x 18", 304SS, PSI tap, with cover plate, and studs. Includes 2"x2" tail pieces, 2" ridged gaskets.

Incoloy Element

26-0155-7S-K - 5.5kW/240V

Replaces:

C2550-0157, C2550-0154, 48-3300-10-154H, 48-3300-10-155H



HydroQuip / Therm Products

Flo-Thru heater assembly, 2.25x 15", 304SS, no PSI tap, with cover plate. Includes 2"x2" tail pieces, 2" ridged gaskets.

Incoloy Element

26-0309-3S-K - 2.5kW/240V

26-0309-4S-K - 3.0kW/240V

Replaces:

(2.5kW) C2250-0309ET, 20-00287C, B23025R1
(3.0kW) C2300-0309

Universal Rite-Fit Replacement

27-J0519-3S-K - 2.5kW/240V

27-J0519-4S-K - 3.0kW/240V



Hurricane Spas

Flo-Thru heater assembly, 2.25"x 15", 304SS, with PSI tap, thermo wells, and studs. Includes 2"x2" tail pieces, 2" ridged gaskets.

Incoloy Element

26-0002-3S-K - 2.5kW/240V

26-0002-4S-K - 3.0kW/240V

26-0002-7S-K - 5.5kW/240V

Replaces:

(2.5kW) C2250-0002 (3.0kW) C2300-0002
(5.5kW) C2550-0002/ET, 20-00224, 20-00424, 48-3300-16

Universal Rite-Fit Replacement

27-J0425-3S-K - 2.5kW/240V

27-J0425-4S-K - 3.0kW/240V

27-J0425-7S-K - 5.5kW/240V



L.A. Spas / Advanced Spas

Flo-Thru heater assembly, 2.25"x 15", 304SS, PSI tap, with cover plate, and studs. Includes 2"x2" tail pieces, 2" ridged gaskets.

Incoloy Element

26-0736-3S-K - 2.5kW/240V

26-0736-7S-K - 5.5kW/240V

Replaces:

(2.5kW) C2250-0736
(5.5kW) C2550-0736(ET), B24055LA2, 48-3300-10-736H

Universal Rite-Fit Replacement

27-J0425-3S-K - 2.5kW/240V

27-J0425-7S-K - 5.5kW/240V



Leisure Bay Spas


Flo-Thru heater assembly, 3" x 17.5", 304SS, PSI tap, with cover plate, and studs. Includes 3"x2" tail pieces, 3" ridged gaskets.

Incoloy Element

26-1001-5S-K - 4.0kW/240V

Replaces:

E2400-1001, F2400-1001, 58042



Marquis Spas

Flo-Thru heater assembly, 2.25"x 12", 304SS, PSI tap, with cover plate, and studs. Includes 2"x2" tail pieces, 2" ridged gaskets.

Incoloy Element

26-C2278-1-5S-K - 4.0kW/240V

Replaces:

C2400-C2278-1, MRQ740-0584



Nuwave Spas

Flo-Thru heater assembly, 2.25"x 19.25", 304SS, PSI tap, with cover plate, and studs. Includes 2"x2" tail pieces, 2" ridged gaskets.

Incoloy Element

Ⓐ **26-0213N-4S-K** - 3.0kW/240V

Ⓐ **26-0213N-5S-K** - 4.0kW/240V

Ⓐ **26-0213N-7S-K** - 5.5kW/240V

Ⓑ **26-0313N-5S-K** - 4.0kW/240V

Ⓑ **26-0313N-7S-K** - 5.5kW/240V

Replaces:

(3.0kW, 19.25") C2300-0213N
(4.0kW, 19.25") C2400-0213N
(5.5kW, 19.25") C2550-0213N, C2550-0113, 20-00406, B24055C
(4.0kW, 15") C2400-0313N
(5.5kW, 15") C2550-0313N, 20-00348, B24055C1, 20-00348-C



Replacement Flo-Thru Heater Assemblies



Saratoga

Flo-Thru heater assembly, 3" x 13.5", 304SS, with junction box, cover plate and studs. Includes 2"x2" tail pieces, 2" ridged gaskets.

Titanium Element

26-0520-7T-K - 5.5kW/240V

Replaces:

E2550-0520-(Ti)(ET)



Saratoga

Flo-Thru heater assembly, 2.25" x 13.5", 304SS, PSI tap, with cover plate, studs. Includes 2"x 3/4" Barb, 90° elbow tailpieces, 2" ridged gaskets.

Incoloy Element

26-H3037-5S-K - 4.0kW/240V

Replaces:

C2400-C3037-1, C2400-C3037-2



SBSG AP-1/LX-15

Flo-Thru heater assembly, 2.25"x 15", 304SS, PSI tap, with cover plate, and studs. Includes 2"x2" tail pieces, 2" ridged gaskets. SBSG AP-1, LX-15

Incoloy Element

26-0056-2S-K - 2.0kW/240V
26-0056-3S-K - 2.5kW/240V
26-0056-4S-K - 3.0kW/240V
26-0056-5S-K - 4.0kW/240V
26-0056-7S-K - 5.5kW/240V

Replaces:

(2.0kW) C2200-0056(ET) (2.5kW) C2250-0056(ET) (3.0kW) C2300-0056 (ET) (4.0kW) B24040Q, C2400-0056(ET), C2400-0456(ET), 20-00354 (5.5kW) 20-00227, B24055Q, C2550-0056(ET), C2550-0456(ET)

Titanium Element

26-0056-2T-K - 2.0kW/240V
26-0056-3T-K - 2.5kW/240V
26-0056-4T-K - 3.0kW/240V
26-0056-5T-K - 4.0kW/240V
26-0056-7T-K - 5.5kW/240V

Universal Rite-Fit Replacement

27-J0425-2S-K - 2.0kW/240V
27-J0425-3S-K - 2.5kW/240V
27-J0425-4S-K - 3.0kW/240V
27-J0425-5S-K - 4.0kW/240V
27-J0425-7S-K - 5.5kW/240V



Sundance/SBSG AP-4/LX10

Flo-Thru heater assembly, 2.25"x 12", 304SS, PSI tap, with cover plate, and studs. Includes 2"x2" tail pieces, 2" ridged gaskets. SBSG AP-4, LX-10

Incoloy Element

26-1002-3S-K - 2.5kW/240V
26-1002-4S-K - 3.0kW/240V
N/A
26-1002-5S-K - 4.0kW/240V
26-1002-7S-K - 5.5kW/240V

Replaces:

(2.5kW) C2250-1002(ET) (3.0kW) C2300-1002(ET) (3.6kW) C2360-1002(ET) (4.0kW) 48-3600-10-002H, 6000-155, C2400-1002(ET), AP-4, LX-10 (5.5kW) C2550-1002(ET), 48-3300-10-002H, 48-3300-10-003H

Titanium Element

26-1002-3T-K - 2.5kW/240V
26-1002-4T-K - 3.0kW/240V
26-1002-AT-K - 3.6kW/240V
26-1002-5T-K - 4.0kW/240V
26-1002-7T-K - 5.5kW/240V



Sundance

Flo-Thru heater assembly, 2.25"x 15", 304SS, PSI tap, with cover plate, and studs. Includes 2"x2" tail pieces, 2" ridged gaskets.

Incoloy Element

26-0556-7S-K - 5.5kW/240V

Replaces:

C2550-0556(ET), 6500-407

Titanium Element

26-0556-7T-K - 5.5kW/240V

Universal Rite-Fit Replacement

27-J0425-7S-K - 5.5kW/240V



Sundance/Jacuzzi

Flo-Thru heater assembly, 2.25"x 15", 316L, junction box with hi-limit, 48" cord and studs. Includes stands, 2"x2" tail pieces, and 2" ridged gaskets.

Titanium Element

26-0316-AP-KB - 3.6kW/240V
26-0316-MP-KB - 5.5kW/240V

Replaces:

(5.5kW) C2550-0316Ti, 20138-001



Thermo Spas / Coleman

Flo-Thru heater assembly, 2.25"x 15", 304SS, no PSI tap, with cover plate. Includes 2"x2" tail pieces, 2" ridged gaskets.

Incoloy Element

26-0739-5SD-K - 4.0kW/240V
26-0739-7SD-K - 5.5kW/240V

Replaces:

(4.0kW) C2400-0739ET
(5.5kW) C2550-0739ET

Titanium Element

26-0739-5TD-K - 4.0kW/240V
26-0739-7TD-K - 5.5kW/240V

Universal Rite-Fit Replacement

27-J0425-5S-K - 4.0kW/240V
27-J0425-7S-K - 5.5kW/240V

All heater assemblies are available in 316L Stainless Steel Housings.

All heater assemblies come with tail pieces and gaskets

Therm Products by HydroQuip

Flo-Thru heater assembly, 2.25"x 15", Built-In Thermostat, Hi-Limit, PSI Switch & 240V 3 Wire Connection. Includes 2"x2" tail pieces, 2" ridged gaskets.

Incoloy Element

26-0000ABX-7S-K - 5.5kW/240V

Replaces:

C2550-0000A-BX, 48-3300-00-00

Titanium Element

26-0000ABX-7T-K - 5.5kW/240V



Therm Products by HydroQuip

Flo-Thru heater assembly, 2.25"x 15", 304SS, Box cover over terminals, M7 taps, 40" 3 wire cord w/connectors. Includes 2"x2" tail pieces, 2" ridged gaskets.

Incoloy Element

26-0814-7S-K - 5.5kW/240V

Replaces:

C2550-0814, C2550-0814-TPS

Titanium Element

26-0814-7T-K - 5.5kW/240V



United Spas

Flo-Thru heater assembly, 2.25"x 13.25", 304SS, with studs. Includes 2"x2" tail pieces, 2" ridged gaskets.

Incoloy Element

26-1206-4S-K - 3.0kW/240V
26-1206-5S-K - 4.0kW/240V
26-1206-7S-K - 5.5kW/240V

Replaces:

(3.0kW) C2300-1206
(4.0kW) C2400-1206
(5.5kW) C2550-1206, C2550-1206-A

Titanium Element

26-1206-4T-K - 3.0kW/240V
26-1206-5T-K - 4.0kW/240V
26-1206-7T-K - 5.5kW/240V



United Spas

Flo-Thru heater assembly, 2.25"x 15", 304SS, cover plate. Includes 2"x2" tail pieces, 2" ridged gaskets.

Incoloy Element

26-1227-5S-K - 4.0kW/240V
26-1227-7S-K - 5.5kW/240V

Replaces:

(4.0kW) C2400-1227
(5.5kW) C2550-1227

Titanium Element

26-1227-5T-K - 4.0kW/240V
26-1227-7T-K - 5.5kW/240V



Waterway

Flo-Thru heater assembly, 2.25"x 15", 304SS, M7 taps, with studs. Includes 2"x2" tail pieces, 2" ridged gaskets.

Incoloy Element


26-0808-5SD-K - 4.0kW/240V
26-0808-7SD-K - 5.5kW/240V

Replaces:

C2550-0808, 775-5001

Titanium Element

26-0808-5TD-K - 4.0kW/240V
26-0808-7TD-K - 5.5kW/240V



Universal Rite-Fit Replacement

27-J0425-7S-K - 5.5kW/240V
27-J0425-5S-K - 4.0kW/240V

Replacement Heater Assemblies

Balboa Flo-Thru Series



Balboa®

Flo-Thru heater assembly, 2.25"x 15", 304SS, PSI tap, with cover plate. Includes 2"x2" tail pieces, 2" ridged gaskets.

Incoloy Element

26-50081-K - 4.0kW/240V
26-50080-K - 5.5kW/240V

Replaces:

(4.0kW) 50081, BAL50081, C2400-053
48-3300-10-435H
(5.5kW) 50080, C2550-0535



Balboa®

Flo-Thru heater assembly, 2.25"x 15", 304SS, with PSI & guard, with cover plate. Includes 2"x2" tail pieces, 2" ridged gaskets.

Incoloy Element

26-58081-K - 4.0kW/240V
26-50096-K - 5.5kW/240V

Replaces:

(4.0kW) 50067, 50142, 58009, 58069, 58081, C2400-0535-TPS
(5.5kW) 50071, 50076, 50096, 50134, 50150, C2550-0535-TPS



Balboa®

Flo-Thru heater assembly, 2.25"x 15", 304SS, M7 taps, with studs. Includes 2"x2" tail pieces, 2" ridged gaskets.

Incoloy Element

26-58032-K - 4.0kW/240V
26-58002-K - 5.5kW/240V

Replaces:

(4.0kW) 58032, 58103, C2400-0807
(5.5kW) 58002, 58016, C2550-0807



Balboa®

Flo-Thru heater assembly, 2.25"x 15", 304SS, with M7 sensors, and studs. Includes 2"x2" tail pieces, 2" ridged gaskets.

Incoloy Element

26-58138-K - 1.5kW/240V
26-58145-K - 2.0kW/240V
26-58118-K - 3.0kW/240V
26-58104-K - 4.0kW/240V
26-58083-K - 5.5kW/240V

Titanium Element

26-55628-K - 1.5kW/240V
26-55627-K - 2.0kW/240V
26-55626-K - 3.0kW/240V
26-55625-K - 4.0kW/240V
26-55624-K - 5.5kW/240V

Replaces:

(1.5kW) 55628, 58138
(2.0kW) 55627, 58145, 55881
(3.0kW) 55626, C2300-0807-TPS, 58061
(4.0kW) 55625, 55033, 55035, 58031, 58056, 58064, 58104, 58106, 58109, 58117, 58120, 58148, 58212, C2400-0807-TPS
(5.5kW) 55624, 58000, 58010, 58083, 58086, 58089, 58105, 58121, 58123, 58209, C2550-0807-TPS



Balboa®

Flo-Thru heater assembly, 2.25"x 15", 304SS, PSI tap, and sensor tap. Includes 2"x2" tail pieces, 2" ridged gaskets.

Incoloy Element

26-58029-K - 4.0kW/240V
26-58027-K - 5.5kW/240V

Replaces:

(4.0kW) 58029, C2400-0809
(5.5kW) 58027, C2550-0809(-1)



Balboa®

Flo-Thru heater assembly, 2.25"x 15", 304SS, with PSI switch and sensor tap. Includes 2"x2" tail pieces, 2" ridged gaskets.

Incoloy Element

26-58048-K - 4.0kW/240V
26-58019-K - 5.5kW/240V

Replaces:

(4.0kW) 53349, 58028, 58048, 58067, C2400-0809-TPS
(5.5kW) 58019, 58026, 58066, 58074, C2550-0809-TPS



Balboa® VS100

Flo-Thru heater assembly, 1.5"x 10", VS100, w/M7 Sensors, Includes 1.5"x 1.5" tail pieces, 2" ridged gaskets.

Incoloy Element

26-58198-K - 1.0kW/120V
26-58203-K - 4.0kW/240V, 1.0kW/120V

Replaces:

(1.0kW) 58198, 58205
(4.0kW) 26-0020A, 58203, 58198



Balboa® Auxiliary Heater

This is a Balboa Auxiliary Heater 5.5 kW. This auxiliary heater is plumbed in series with the main spa pack heater and adds 5.5 kW of additional heating power, which typically doubles the heating power and reduces the heating time to half.

Balboa Pt#	HydroQuip Pt#	Description
58132	26-58132	5.5KW Auxiliary Heater / Same as 58182

Aber-Pacific

Low Flow 20" x 16" x 14", 1" tube, Squareback style heater with 32" pigtail cord.

Replaces:
C3238-1A, SEH-5500-NHCW-6938

Titanium Element

26-3238-1H-7T-K - 5.5kW, 120/240V




Aber-Pacific / Artesian / Dynasty / Gecko

Low Flow 21" x 14.5", 1" tube, dual element squareback style, 4-wire tube heater that wraps around Gecko M class control box.

Replaces:
C3549-1, SHH-5500-NH-6727, C3242-1A

Titanium Element

26-C3549-1-7T-K - 5.5kW, 120/240V




Artesian / Atera/ HydroQuip / LA Spas

Low Flow 26" x 14", 1" tube, squareback style, 26" cord pigtail ends, pressure switch tap

Replaces:
(2.7kW) C3236-2A
(4.0kW) SEH-5500-NHW-6676, SEH-5500-NHW-7007, PEH-5526-NHW-6938, SEH-4100-NHCW-7130, SHH-5500-NH-6739, SEH-5500-NHW-6692, 7154, SEH-5500-NHW-6652, SEH-5500-NHCW-6632, C3236-1A

Titanium Element

26-3236-2A-BT-K - 2.7kW, 120/240V
26-3236-1H-BT-K - 2.7kW, 120/240V
26-3236-1A-5T-K - 4.0kW, 120/240V



Cal Spas

Low Flow 1" tube with 26" Cord, minimum flow rate 10 GPM

Replaces:
(2.7kW) C3554-2
(4.0kW) C3554-3, F2550-4002

Titanium Element

26-C3554-2-BT-K - 41" - 2.7kW, 120/240V
26-C3554-3-5T-K - 41" - 4.0kW, 120/240V



Caldera/Watkins

Laing Trombone style, 1" tube, 40" cord, pressure switch cord, built-in Thermal Cut Out (TCO), and Titanium element

Replaces:
(2.9kW) C3264-2
(2.9kW, w/Flow Switch) C3472-2A
(4.0kW) C3473-1, 74912, 72494, 6595.1, 7340

Titanium Element


26-3473-1-5T-K - 4.0kW/240V

With Flow Switch

26-3472-2H-DT-F - 2.9kW/240V, Export
26-3473-1H-5T-F - 2.9kW/240V, Export

Dimensions:

A: 5⁵/₈"
B: 15³/₄"
C: 26¹/₂"



Dimension One/Aber-Pacific

Laing 1" tube, 26" x 6" dual element Trombone style, 3' cord, with pump adapter kit.

Replaces:
C3556-1, PEH-4326-NHW-6000, PEH-5526-NHW-6388

Titanium Element

26-C3556-2-5T-K - 4.0kW, 120/240V
26-C3556-1-7T-K - 5.5kW, 120/240V




Dimension One/Jacuzzi

Laing, Squareback Style, 1" tube, built-in Manual Reset Thermal Cut Out (TCO), Mounting plate, 4 Wire and dual Titanium element.


Replaces:
C3242-1A, C3549-1, C3550-1, C3556-2, 9330-66, SHH-5500-NH-6871, SHH-5200-NH-6785, NHH-5500-NH-5500-NH-7328, SHH-5500-NH-6771, PEH-5526-NH-6742, PEH5526-NH-6340, PEH-5556-NHW-6388

Titanium Element

26-C3550-1-7T-K - 1" - 3.4/2.1kW 120/240V



All heater assemblies are available in 316L Stainless Steel Housings.



Dimension One/Jacuzzi

Laing, Squareback Style, 1" tube, built-in Auto Reset Thermal Cut Out (TCO), Mounting plate, 4 Wire and dual Titanium element.

Replaces:

C3552-1, SHH-5500-NH-6871, SHH-5200-NH-6785, NHH-5500-NH-7328, SHH-5500-NH-6771

Titanium Element

26-C3552-1-7T-K - 1" - 3.4/2.1kW 120/240V



Dimension One/Jacuzzi

Laing, Triple Bend, 1" tube, built-in Thermal Cut Out (TCO), 4 Wire and dual Titanium element.

Replaces:

C3548-1, SEH-5500-NH, SEH-5200-NHC-7300, SEH-5200-NH-6757, SEH-5500-NH-6144, SEH-5500-NH-6143

Titanium Element

26-C3548-1-7T-K - 1" - 3.4/2.1kW 120/240V, Manual Reset TCO



Dimension One/Jacuzzi

Laing, Triple Bend, 1" tube, built-in Thermal Cut Out (TCO), Flow Switch, 4 Wire and dual Titanium element.

Replaces:

C3548-1, 01781-27, 73009, 61443, 6144.3, 6144, SEH-5500-NH, SEH550-NHC-7300, SEH5200-NH-6757, SEH-5500-NH-6144, SEH-5500-NH-61443,

Titanium Element

26-C3548-1-7T-F - 1" - 3.4/2.1kW 120/240V



Hawkeye


Laing, Complete Square, 1" tube, built-in Thermal Cut Out (TCO), Flow Switch, 4 Wire and Titanium element.

Replaces:

C6746-1, SEH-4100-NHW-6746

Titanium Element

26-6746-1H-5T-F - 1" - 4.0kW 120/240V



Sundance/Jacuzzi

Laing Trombone style, 1" tube, 25" cord, built-in Thermal Cut Out (TCO), and Titanium element

Replaces:

(4.0kW) 6500-063, C3226-1A, SEH-4300-NCHW-6699
(2.9kW) C3226-2, C3226-2A
(2.7kW) 6500-062
(2.1kW) C3226-4A

Titanium Element

26-3226-1A-5T-K - 1" - 4.0kW/240V
26-3226-2A-DT-K - 1" - 2.9kW/240V
26-3226-2A-BT-K - 1" - 2.7kW/240V, Export
26-3226-4A-ET-K - 1" - 2.1kW/240V

Dimensions:

A: 5 5/8"
B: 15 3/4"
C: 26 1/2"



Sundance


Plastic Smart Heater as used in Sundance Spas from 2000 to current. 3/4" barbed, hi-limit thermo-disc, and wires for connecting to control box.

Replaces:

(2.7kW) 6500-315, E2270-1000
(5.5kW) 6500-310, C3314-1, E2550-1000, C2783-1

Titanium Element

26-3403-1-BT-K - 2.7kW/240V, Export
26-3314-1-7T-K - 5.5kW/240V
26-3411-1-7T-K - 5.5kW/240V, Export



Sundance/Jacuzzi

Laing Squareback style, 1" tube, 3 wire with spade connectors, built-in Thermal Cut Out (TCO), Titanium element

Replaces:

(2.7kW) 6500-401
(5.5kW) 6500-402, C3229-2A, 6500-403, C3229-1A, SEH-5500-NH-6698, SEH-5500-NHC-6699

Titanium Element

26-3478-1A-BT-K - 1" - 2.7kW/240V, Export
26-3229-1H-BT-K - 1" - 2.7kW/240V
26-58388-5T-ATE - 1" - 4.0kW/240V
26-3229-2A-7T-K - 1" - 5.5kW/240V
26-3229-2H-7T-K - 1" - 5.5kW/240V

Dimensions:

A: 10 5/8"
B: 13 3/4"
C: 23 1/2"

Therm Products

Low Flow Triple Bend, Trumpet Laing heater, with manual push button high limit.

Titanium Element

7211 - 6.0kW, 120/240V **Obsolete Replace with: 26-C3160-1S**
 6758 - 4.0kW, 120/240V **Obsolete Replace with: 26-C3160-2S**

Replaces:

(6.0kW) C3564-1, 7211
 (4.0kW) C3564-2, 6758



Therm Products

Low Flow 19" x 10" x 11" Tube squareback style heater with 3' amp cord, PSI with cord, minimum flow rate 10 GPM @ 2psi

Titanium Element

26-C3474-1-5T-K - 1" - 4.0kW 120/240V

Replaces:

C3474-1



Therm Products by Hydroquip

Double Barrel Heater Assembly, 316L, Auto-Reset High Limit, 55" Cord, Temp & HL Sensors, 3/4" Barb, Drain Tube Extension Kit & plug adapters for Temp & Hi-Limit Sensor for use in IQ2000(1995-2002)

Titanium Element

26-C3160-1S - 6.0kW/1.5kW Auto-Reset High Limit, 120/240V
 26-C3160-2S - 4.0kW/1.0kW Auto-Reset High Limit, 120/240V
 26-C3160-3S - 3.0kW Auto-Reset High Limit, 120/240V
 26-C3182-1S - 1.5kW Auto-Reset High Limit, 240V Export

Replaces:

(6.0kW) C3160-1, 73790, C3564-1IHH-6000-NHCW-6759, IHH-6000-NHCW-7211.0
 (4.0kW) C3160-2, 73039, 73791, C3564-2, IHH-4000-NHCW-6758
 (1.5kW) C3182-1, 73792

w/Flow Switch Replaces:

(6.0kW) C3072-1, C3072-1K1T, C3072-1K1TNB, C3072-1NS, C3072-1X
 (4.0kW) C3072-2, C3072-2K1T, C3072-2K1TNB, C3072-2NS, C3072-2X
 (1.5kW) C3073-1, C3073-1K1T, C3073-1K1TNB



Titanium Element w/Flow Switch

26-C3072-8T-KF - 6.0kW/1.5kW Auto-Reset High Limit, w/Flow Switch, 120/240V
 26-C3072-5T-KF - 4.0kW/1.0kW Auto-Reset High Limit, w/Flow Switch, 120/240V
 26-C3072-4T-KF - 3.0kW Auto-Reset High Limit, w/Flow Switch, 120/240V
 26-C3073-1T-KF - 1.5kW Auto-Reset High Limit, w/Flow Switch, 240V Export

Double Barrel Heater Accessories

30-01395-K	Plug adapters for DBL Htr, Temp & Hi-Limit Sensor for use in IQ2000(1995-2002)
34-01395-K	Replacement Sensor Kit for Watkins, Includes Temp Sensor, Hi-Limit & 2 O-Rings Replaces: RME-01395, 39525, 39530
34-39525-K	Replacement Sensor for Watkins, Individual Temp Sensor & O-Ring
34-39530-K	Replacement Sensor for Watkins, Individual Hi-Limit & O-Ring
48-0041-K	Turn-Around, Double Barrel Heater Manifold Kit
48-0041A-K	Gasket Kit for Double Barrel Heater
48-0041B-K	Barb 3/4" Kit for Double Barrel Heater



PT# 30-01395-K



PT# 34-01395-K



PT# 34-39525-K



PT# 34-39530-K



PT# 48-0041-K



PT# 48-0041A-K



PT# 48-0041B-K

Slipstream - Low Flow Vertical & Horizontal Heaters


Titanium Element

27-SAA0C-2T-K 2.0kW, Slipstream Heater Assy Kit
 27-SAA0C-3T-K 2.5kW, Slipstream Heater Assy Kit
 27-SAA0C-4T-K 3.0kW, Slipstream Heater Assy Kit
 27-SAA0C-5T-K 4.0kW, Slipstream Heater Assy Kit
 27-SAA0C-7T-K 5.5kW, Slipstream Heater Assy Kit



All heater assemblies are available in 316L Stainless Steel Housings.

THE UNIVERSAL LOW FLOW VERTICAL RITE-FIT HEATER



STANDARD FEATURES

- Titanium LWD Element
- Heater "ON" Indicator Light
- Hi-Limit Tripped Indicator Light
- Built-In Manual Reset Hi-Limit
- 3 Pressure Switch Taps
- Reversible Foot Bracket
- Adjustable Sensor Cover Kit
- 1" x 12" Tubing
- Barb adapter .75" x 1.0"
- Replaceable Heater Element
- 60", 3-pin Amp Cord w/Terminals
- Tailpiece 3" x 1", 90 degree barb
- Individually Packaged
- Installation Instructions

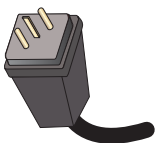


Universal Rite-Fit Low Flow Vertical Heaters

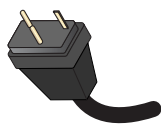
- 27-V310-2T-K** 2.0kW, Titanium, Vertical Lo-Flo R/F Heater Assy
- 27-V310-4T-K** 3.0kW, Titanium, Vertical Lo-Flo R/F Heater Assy
- 27-V310-5T-K** 4.0kW, Titanium, Vertical Lo-Flo R/F Heater Assy
- 27-V310-6T-K** 4.5kW, Titanium, Vertical Lo-Flo R/F Heater Assy
- 27-V310-7T-K** 5.5kW, Titanium, Vertical Lo-Flo R/F Heater Assy

Universal Low Flow Vertical Rite-Fit Heater Accessories

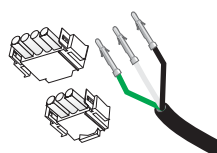
Power Cord Options




30-0130-60-K
60" Cord, Large Molded



30-0131-60-K
60" Cord, Mini Molded



30-0133-60-K
60" Cord, 3 & 4Pin Amp



30-0132-60-K
60" Cord, 3 Ring Terminals
(Included w/Heater)



Pressure Switch Kits

Pressure Switch Accessories

48-0300-K	Pressure Switch Kit, 3" Canister, 1A. Torx
48-0301-K	Pressure Switch Kit, 3" Canister, 2A. Slot
34-0178A-K	Pressure Switch, 1A. Plastic, Torx
34-0178-K	Pressure Switch, 2A. Plastic, Slot
34-0153-K	Pressure Switch, 25A. Metal, Wheel
34-0019-C-K	Pressure Switch, 25A. Plastic, Wheel
30-0015G-K	Cord, Wire x 2P Amp, Pressure Switch, 60"
30-0015J-K	Cord, Wire x Wire, Pressure Switch, 60"



Flow Switch

Flow Switch Options

34-0221-K	Flow Switch, .75" Barb x Barb Clear Tee
-----------	---




Unions, Tailpieces & Gaskets

42-2360B-K	Uni-Nut, 3" Retaining Ring, White
42-2370-K	Uni-Nut, 3" Nut, Black
42-2380-K	Tailpiece, 3"x1", Vert. Barb
42-2386-K	Tailpiece, 3"x1", 90, Barb
42-2390-K	Tailpiece, 3"x.75", 90, Barb
42-2392-K	Tailpiece, 3"x1", 90, Soc
42-0013-K	Adaptor, Barb, .75"x1.0"
60-0020-K	Gasket, 3" Nut, Black




Clamps

39-0010-UR7-K	Clamp Kit, 3" 10-32 x 1", Sensor Cover
39-0010-B-K	Clamp Kit, 3" 10-32 x .75" Mounting
39-0010-UR9-K	Clamp Kit, 3" 10-32 x .625"
39-0010-UR8-K	Clamp Kit, 3" 10-32 x 1.875" Encl. Mtg.



Accessory Kits

48-0303-K	Sensor Kit, 3" Canister (No sensors included)
48-0304-K	Mounting Kit, 3" Canister
48-0305-K	Enclosure Kit, 3" Canister (No PS Included)
48-0310-K	Adaptor, Pump, Tubing Step Down Kit, from 1" to 3/4"



Spiral / Coil

Heater Element Kits

12-0606F-K	Heater Element, 2.0kw, Ti
12-0604F-K	Heater Element, 3.0kw, Ti
12-0602F-K	Heater Element, 4.0kw, Ti
12-0601F-K	Heater Element, 4.5kw, Ti
12-0600F-K	Heater Element, 5.5kw, Ti

Replacement Heater Assemblies

Vertical Low Flow Heaters w/ Box

Artesian / Majestic

Vertical Low Flow 13" x 3" with bulkhead coated element with box, cord and 3/4" barb



Known Part Numbers:
(4.0kW) E2400-0114(ET),
 E2400-0014(ET), 48-3600-40-014
(5.5kW) E2550-0114(ET), E2550-0014,
 C2550-0014ET

Replace with Universal Vertical Low Flow Heater:
 See Page 14 for All Part Numbers

Therm Products

Vertical Low Flow 10" x 3" with 1" x 1" barb and pressure switch and bare cord



Known Part Numbers:
(4.0kW) E2400-0028C, 26-08108,
 26-08118, 26-08119, 26-08109
(5.5kW) E2550-0028C, 26-08112,
 26-08116, 26-08103, 26-08106

Replace with Universal Vertical Low Flow Heater:
 See Page 14 for All Part Numbers

Dimension One / Crystal

Vertical Low Flow 10" x 3" with 1 1/2" snap nut



Known Part Numbers:
(2.0kW) E2200-0004
(4.0kW) E2400-0004, 48-3600-40-004

DISCONTINUED

Therm Products

Vertical Low Flow 9.5" x 3" with pressure switch



Known Part Numbers:
(5.5kW) E2550-0029C, 26-08107,
 26-00107

Replace with Universal Vertical Low Flow Heater:
 See Page 14 for All Part Numbers

Dynasty

Vertical Low Flow 12" x 3" with box and pressure switch, 1" barb, 1" socket




Known Part Numbers:
(4.0kW) 26-081214, 26-00155, 26-08145,
 26-08146, 26-08159, 26-08157
(5.5kW) E2550-0120C, 26-08125, 26-08147,
 26-08120, 26-08153, 26-08155, 26-08156

Replace with Universal Vertical Low Flow Heater:
 See Page 14 for All Part Numbers

Therm Products

Vertical Low Flow 13" x 3" with wires and fork connectors



Known Part Number:
(2.7kW) E2270-3314
(5.5kW) E2550-3314

Replace with Universal Vertical Low Flow Heater:
 See Page 14 for All Part Numbers

Gatsby

Vertical Low Flow 10" x 7" with pressure switch and cord



Titanium Element
28-E0300-4T-K - 3.0kW, 240V
28-E0300-5T-K - 4.0kW, 240V
28-E0300-7T-K - 5.5kW, 240V

Replaces:
(3.0kW) E2300-0300ET
(4.0kW) E2400-0300ET, 26-08174,
 E2400-0301ET
(5.5kW) E2550-0300ET, 26-08175,
 E2550-0301ET

Maax Spas

Vertical Low Flow 9.5" x 3" with pressure switch, 1" barbs, amp plug and cords



Known Part Numbers:
(3.0kW) 26-08116
(4.0kW) 26-08114, 26-08115, 26-08102

Replace with Universal Vertical Low Flow Heater:
 See Page 14 for All Part Numbers

Maax Spas


Vertical Low Flow 15" x 3" dual element with pressure switch



Known Part Numbers:
(3.6kW) 26-08235, 26-08245

Replace with Universal Vertical Low Flow Heater:
 See Page 14 for All Part Numbers

Introducing the new Universal Vertical Low Flow Heater which replaces every heater listed on this page.



See page 14 for more details

All heater assemblies are available in 316L Stainless Steel Housings.

Artesian / Majestic

Vertical Low Flow 13" x 3" with bulkhead coated element and 3/4" barb



Known Part Numbers:
 (2.0kW) E2200-0115(ET), E2200-0015(ET)
 (4.0kW) E2400-0115(ET), E2400-0015, E2400-0015ET
 (5.5kW) E2550-0115(ET), E2550-0015, E2550-0015ET

Replace with Universal Vertical Low Flow Heater:
 See Page 14 for All Part Numbers

Caldera

Vertical Low Flow 11" x 3" with 2 thermo-wells and 3/4" barb



Known Part Numbers:
 (2.0kW) E2200-0001
 (5.5kW) E2550-0001, 48-3300-40-001

Replace with Universal Vertical Low Flow Heater:
 See Page 14 for All Part Numbers

Caldera

Vertical Low Flow 11" x 3" with 3/4" barb



Known Part Numbers:
 (4.0kW) E2400-0101(ET), 48-3300-40-101
 (5.5kW) E2550-0101

Replace with Universal Vertical Low Flow Heater:
 See Page 14 for All Part Numbers

Caldera

Vertical Low Flow 11" x 3" with 3/4" barb



Known Part Numbers:
 (2.0kW) E2200-0201(ET)
 (4.0kW) E2400-0201(ET)

Replace with Universal Vertical Low Flow Heater:
 See Page 14 for All Part Numbers

Clearwater Spas

Vertical Low Flow 10" x 3" with 1" barbs



Known Part Numbers:
 (1" Barb) E2400-0021-NP, E2400-0021ET, E2400-0021, E2400-0021ET-1, 26-00110
 (3/4" Barb) E2400-0221

Replace with Universal Vertical Low Flow Heater:
 See Page 14 for All Part Numbers

Dimension One

Vertical Low Flow 10" x 3" with 3/4" barbs



Known Part Numbers:
 (2.0kW) E2200-0003
 (4.0kW) E2400-0003, 48-3600-40-003

Replace with Universal Vertical Low Flow Heater:
 See Page 14 for All Part Numbers

DM / Vita Spas

Vertical Low Flow 11" x 3" with 2 PSI Taps and 3/4" barb



Known Part Numbers:
 (2.5kW) E2250-0127ETX
 (3.0kW) E2300-0127ET(X), E2300-0126ET
 (4.0kW) E2400-0127ET(X), E2400-1127ET, E2400-0126ET, E2400-0026, E2400-1127
 (4.5kW) E2450-0127ET(X), E2450-1127ET

Replace with Universal Vertical Low Flow Heater:
 See Page 14 for All Part Numbers

Gatsby / Hurricane / Leisure Bay

Vertical Low Flow 9" x 3" with 1" barb and 12" Wires, coated element.



Known Part Numbers:
 (2.5kW) E2250-0204(ET)
 (4.0kW) E2400-0202ET, E2400-0202-1, E2400-0204, E2400-0204ET
 (5.5kW) E2550-0202(ET), E2550-0202-1, E2550-0202ET-1, E2550-0204, E2550-0204ET, E2550-0102ET, 26-00141

Replace with Universal Vertical Low Flow Heater:
 See Page 14 for All Part Numbers

Introducing the new Universal Vertical Low Flow Heater which replaces every heater listed on this page.

If your spa heater assembly is mounted on the side of the control box we have a Universal Vertical Low Flow Heater Assembly which can be used as a retro-fit replacement utilizing the optional side mounting kit. In addition, we offer a number of other optional accessories for a successful retro-fit.

Example of the Universal Vertical Low Flow Heater mounted on a typical control box below.

Optional Side Mounting Kit Part# 48-0304-K



See page 14 for more details

Replacement Heater Assemblies

Vertical Low Flow Heaters w/o Box

Gatsby / Hurricane / Leisure Bay

Vertical Low Flow 9" x 3" with 1" barb and 12" Wires, coated element.



Known Part Numbers:
(4.0kW) E2400-0203(ET)
(5.5kW) E2550-0203(ET)

Replace with Universal Vertical Low Flow Heater:

See Page 14 for All Part Numbers

Maax Spas / Savannah

Vertical Low Flow 10" x 3"



Known Part Numbers:
(4.0kW) 26-00257, 26-00254
(5.5kW) 26-00255

Replace with Universal Vertical Low Flow Heater:

See Page 14 for All Part Numbers

Nu Wave

Vertical Low Flow 9.5" x 1.5"



Known Part Numbers:
(4.0kW) E2400-0007, 20-00514

Replace with Universal Vertical Low Flow Heater:

See Page 14 for All Part Numbers

Pinnacle

Vertical Low Flow 10" x 3"



Known Part Numbers:
(4.0kW) E2400-0027

Replace with Universal Vertical Low Flow Heater:

See Page 14 for All Part Numbers

Pinnacle / Leisure Bay / Hurricane

Vertical Low Flow 9" x 3" with 1" barbs and wire studs



Known Part Numbers:
(2.5kW) E2250-020X(-1)
(5.5kW) E2550-020X(ET), E2550-020X-1,
26-00100, 48-3300-40-020

Replace with Universal Vertical Low Flow Heater:

See Page 14 for All Part Numbers

Saratoga

Vertical Low Flow 13.5" x 3"



Known Part Numbers:
(4.0kW) E2400-0420ET, E2400-0421ET,
20-00540, E2400-0320(ET), 20-0320ET+
(5.5kW) E2550-0320(ET),
E2550-0320ET+

DISCONTINUED

Saratoga

Vertical Low Flow 13" x 3" with 3/4" barb and dual element



Known Part Numbers:
(3.0kW) E2300-0542ET, E2300-0321,
E2300-0321ET, 20-00542

DISCONTINUED

SBSG

Vertical Low Flow 9" x 3" with 1" barb and dual element



Known Part Numbers:
(4.0kW) E2400-0351(ET)
(5.5kW) E2550-0351(ET)

Replace with Universal Vertical Low Flow Heater:

See Page 14 for All Part Numbers

SBSG

Vertical Low Flow 11" x 3"



Known Part Numbers:
(2.5kW) E2250-0012
(2.7kW) E2270-0012
(3.0kW) E2300-0012
(4.0kW) E2400-0012
(5.5kW) E2550-0012

Replace with Universal Vertical Low Flow Heater:

See Page 14 for All Part Numbers

Sundance

Vertical Low Flow 13" x 3.5" with 3/4" barbs



Known Part Numbers:
(2.7kW) E2270-1000
(5.5kW) E2550-1000, C2783-1

Replace with :

(2.7kW) 26-3403-1-BT-K - 2.7kW/240V, Export
(5.5kW) 26-3314-1-7T-K - 5.5kW/240V


See Page 12

Introducing the new Universal Vertical Low Flow Heater which replaces every heater listed on this page.

If your spa heater assembly is mounted on the side of the control box we have a Universal Vertical Low Flow Heater Assembly which can be used as a retro-fit replacement utilizing the optional side mounting kit. In addition, we offer a number of other optional accessories for a successful retro-fit.

Example of the Universal Vertical Low Flow Heater mounted on a typical control box below.

Optional Side Mounting Kit Part# 48-0304-K



See page 14 for more details

All heater assemblies are available in 316L Stainless Steel Housings.

Used on Controls & Equipment Systems Manufactured by Hydro-Quip

Air Slide 6000 Series

Slide heater, 2.25"x 15", 304SS, PSI switch, auto-reset H/L, 30" cords. Includes 2"x2" tail pcs, 2" ridged gaskets.

Replacement Heater for:
HQ Air Slide Series CS6009

Incoloy Element

26-85B-S80-1FM3 - 4.0kW/240V
26-86B-S80-1FM3 - 4.5kW/240V
26-87B-S80-1FM3 - 5.5kW/240V

Titanium Element

26-8PB-S80-1FM3 - 4.0kW/240V
26-8QB-S80-1FM3 - 4.5kW/240V
26-8RB-S80-1FM3 - 5.5kW/240V



Air Versi-Heat 6000 Series

Versi-Heat assy, 2.25"x 15", 304SS, PSI switch, auto-reset H/L, 60" cords. Includes 2"x2" tail pcs, 2" ridged gaskets.

Replacement Heater for:
HQ Air Versi-Heat Series CS6008

Incoloy Element

26-85B-080-1PM3 - 4.0kW/240V
26-86B-080-1PM3 - 4.5kW/240V
26-87B-080-1PM3 - 5.5kW/240V

Titanium Element

26-8PB-080-1PM3 - 4.0kW/240V
26-8QB-080-1PM3 - 4.5kW/240V
26-8RB-080-1PM3 - 5.5kW/240V



Air Slide 4000 Series

Slide heater, 2.25"x 17", "L" shaped, 304SS, PSI switch, auto-reset H/L, 30" cords. Includes 2"x2" tail pieces, 2" ridged gaskets.

Replacement Heater for:
Air Slide Series CS4009

Incoloy Element

26-65B-S80-1FM3 - 4.0kW/240V
26-66B-S80-1FM3 - 4.5kW/240V
26-67B-S80-1FM3 - 5.5kW/240V

Titanium Element

26-6PB-S80-1FM3 - 4.0kW/240V
26-6QB-S80-1FM3 - 4.5kW/240V
26-6RB-S80-1FM3 - 5.5kW/240V



Air Versi-Heat 4000 Series

Versi-Heat heater, 2.25"x 17", 304SS, "L" shaped, PSI switch, auto-reset H/L, 60" cords. Includes 2"x2" tail pieces, 2" ridged gaskets.

Replacement Heater for:
Air Versi-Heat Series CS4008

Incoloy Element

26-65B-080-1PM3 - 4.0kW/240V
26-66B-080-1PM3 - 4.5kW/240V
26-67B-080-1PM3 - 5.5kW/240V

Titanium Element

26-6PB-080-1PM3 - 4.0kW/240V
26-6QB-080-1PM3 - 4.5kW/240V
26-6RB-080-1PM3 - 5.5kW/240V




Air 800 Series

Cs800 heater, 2.25"x 15", 304SS, PSI tap, cover plate and studs. Includes 2"x2" tail pcs, 2" ridged gaskets.

Replacement Heater for:
CS800 Air Series Systems
Also Replaces: 26-0047

Incoloy Element

26-0047-K - 5.5kW/240V



Air 1001 Series

Cs1001 heater, 2.25"x 15", 304SS, PSI tap, cover plate and H/L studs. Includes 2"x2" tail pcs, 2" ridged gaskets.

Replacement Heater for:
HQ/CS1001 Air Series Systems

Incoloy Element

48-260036-R1 - Obsolete, use: 27-J0519-5T-K*
48-260034-R1 - Obsolete, use: 27-J0519-6T-K*
48-260032-R1 - Obsolete, use: 27-J0519-7T-K*

Replaces:

(4.0kW) 26-0036-R1, C2400-0309ET
(4.5kW) 26-0034-R1, C2450-0309ET
(5.5kW) 26-0032-R1, C2550-0309ET



*See page 10.2 for heater details

Used on Controls & Equipment Systems Manufactured by Hydro-Quip



Balboa® WaterPro 6000B Series

Flo-Thru heater assembly, 2.25" x 15", 304SS, M7 taps, with studs. Includes 2" x 2" tail pieces, 2" ridged gaskets.

Replacement Heater for:

Balboa® Series/WaterPro ES6000B/CS6100B, 6200B, 6220B, 6230B, 6330B

Incoloy Element

26-0071-M7-K - 5.5kW/240V

Titanium Element

26-0071-F-M7-K - 5.5kW/240V



Balboa® WaterPro 6000B Series

Flo-Thru heater assembly, 2.25" x 15", 304SS, with M7 sensors, and studs. Includes 2" x 2" tail pieces, 2" ridged gaskets.

Replacement Heater for:

Balboa® Series/WaterPro ES6000B/CS6100B, 6200B, 6220B, 6230B, 6330B

Incoloy Element

26-0071-M7-KS - 5.5kW/240V

Titanium Element

26-0071-F-M7-KS - 5.5kW/240V



Balboa® Slide 6000B Series

Slide heater assembly, 2.25" x 15", 304SS, with M7 sensors, 30" cords. Includes 2" x 2" tail pieces, 2" ridged gaskets.

Replacement Heater for:

Balboa® Slide Series CS6109B, 6209B, 6229B, 6239B, 6339B

Incoloy Element

26-85M-S00-1F03 - 4.0kW/240V
26-87M-S00-1F03 - 5.5kW/240V

Titanium Element

26-8QM-S00-1F03 - 4.0kW/240V
26-8RM-S00-1F03 - 5.5kW/240V



Balboa® Versi-Heat 6000B Series

Versi-Heat heater assembly, 2.25" x 15", 304SS, with M7 sensors, 60" cords. Includes 2" x 2" tail pieces, 2" ridged gaskets.

Replacement Heater for:


Balboa® Versi-Heat Series CS6108B, 6208B, 6228B, 6238B, 6338B

Incoloy Element

26-86M-000-1P03 - 4.5kW/240V
26-87M-000-1P03 - 5.5kW/240V

Titanium Element

26-8QM-000-1P03 - 4.5kW/240V
26-8RM-000-1P03 - 5.5kW/240V



Balboa® Slide 4000B Series

Slide heater assembly, 2.25" x 17", 304SS, "L" shaped, with M7 sensors, 30" cords. Includes 2" x 2" tail pieces, 2" ridged gaskets.

Replacement Heater for:


Balboa® Slide Series CS4109B, 4209B, 4229B, 4239B, 4339B

Incoloy Element

26-67M-S00-1F03 - 5.5kW/240V

Titanium Element

26-6RM-S00-1F03 - 5.5kW/240V



Balboa® Versi-Heat 4000B Series

Slide heater assembly, 2.25" x 17", 304SS, "L" shaped, with M7 sensors, 60" cords. Includes 2" x 2" tail pieces, 2" ridged gaskets.

Replacement Heater for:

Balboa® Slide Series CS4108B, 4208B, 4228B, 4238B, 4338B

Incoloy Element

26-67M-000-1PP3 - 5.5kW/240V

Titanium Element

26-6RM-000-1PP3 - 5.5kW/240V

Used on Controls & Equipment Systems Manufactured by Hydro-Quip

Gecko WaterPro 6000 Series

Flo-Thru heater assembly, 2.25"x15", 304SS, PSI tap, cover plate with studs. Includes 2"x2" tail pieces, 2" ridged gaskets.

Replacement Heater for:

Gecko Series WaterPro ES6000 / CS6200, 6220, 6230, 6330

Also Replaces:

26-0032, 26-0032-R1C, 26-0032A, 26-0058, 26-0071

Incoloy Element

26-0071B-K - 4.0kW/240V
 26-0071A-K - 4.5kW/240V
 26-0071-K - 5.5kW/240V

Titanium Element

26-0071B-F-K - 4.0kW/240V
 26-0071A-F-K - 4.5kW/240V
 26-0071-F-K - 5.5kW/240V



Gecko WaterPro 6000 Series

Flo-Thru heater assembly, 2.25"x15", 304SS, PSI tap, cover plate with studs. Includes 2"x2" tailpieces, 2" ridged gaskets. For fixed heater units with front access brackets.

Universal Rite-Fit Replacement

27-J0519-5S-K - 4.0kW/240V
 27-J0519-7S-K - 5.5kW/240V

Incoloy Element

26-0079B-K - 4.0kW/240V
 26-0079-K - 5.5kW/240V



Gecko WaterPro 7000 Series

Flo-Thru heater assembly, 2.25"x15", 304SS, PSI tap, cover plate with studs. Includes 2"x2" tail pieces, 2" ridged gaskets.

Replacement Heater for:

Gecko Series WaterPro CS7500

Incoloy Element

26-0071-5KSS-K - 4.0kW/240V
 26-0071-7KSS-K - 5.5kW/240V

Titanium Element

26-0071-F-5KSS-K - 4.0kW/240V
 26-0071-F-7KSS-K - 5.5kW/240V



Gecko Slide 6000/7000 Series

Slide heater assembly, 2.25"x15", 304SS, PSI switch, 30" cords. Includes 2"x2" tail pieces, 2" ridged gaskets.

Replacement Heater for:

Gecko Slide Series CS6209, 6229, 6239, 6339, 7509

Incoloy Element

26-85B-S00-1FP3 - 4.0kW/240V
 26-86B-S00-1FP3 - 4.5kW/240V
 26-87B-S00-1FP3 - 5.5kW/240V

Titanium Element

26-8PB-S00-1FP3 - 4.0kW/240V
 26-8QB-S00-1FP3 - 4.5kW/240V
 26-8RB-S00-1FP3 - 5.5kW/240V



Gecko Versi-Heat 6000/7000 Series

Versi-Heat heater assembly, 2.25"x15", 304SS, PSI switch, 60" cords. Includes 2"x2" tail pcs, 2" ridged gaskets.

Replacement Heater for:

Gecko Versi-Heat Series CS6208, 6228, 6238, 6338

Incoloy Element

26-85B-000-1PP3 - 4.0kW/240V
 26-86B-000-1PP3 - 4.5kW/240V
 26-87B-000-1PP3 - 5.5kW/240V

Titanium Element

26-8PB-000-1PP3 - 4.0kW/240V
 26-8QB-000-1PP3 - 4.5kW/240V
 26-8RB-000-1PP3 - 5.5kW/240V



Gecko Slide 4000 Series

Slide heater assy, 2.25"x17", "L" shaped, 304SS, PSI switch, 30" cords. Includes 2"x2" tail pieces, 2" ridged gaskets.

Replacement Heater for:

Gecko Slide Series CS4209, 4229, 4239, 4339

Incoloy Element

26-65B-S00-1FP3 - 4.0kW/240V
 26-66B-S00-1FP3 - 4.5kW/240V
 26-67B-S00-1FP3 - 5.5kW/240V

Titanium Element

26-6PB-S00-1FP3 - 4.0kW/240V
 26-6QB-S00-1FP3 - 4.5kW/240V
 26-6RB-S00-1FP3 - 5.5kW/240V



Used on Controls & Equipment Systems Manufactured by Hydro-Quip



Gecko Versi-Heat 4000 Series

Versi-Heat heater assy, 2.25"x 17", 304SS, "L" shaped, PSI switch, 60" cords. Includes 2"x2" tail pcs, 2" ridged gaskets.

Replacement Heater for:
Gecko Slide Series CS4208, 4228, 4238, 4338

Incoloy Element

- 26-65B-000-1PP3 - 4.0kW/240V
- 26-66B-000-1PP3 - 4.5kW/240V
- 26-67B-000-1PP3 - 5.5kW/240V

Titanium Element

- 26-6PB-000-1PP3 - 4.0kW/240V
- 26-6QB-000-1PP3 - 4.5kW/240V
- 26-6RB-000-1PP3 - 5.5kW/240V



Gecko Slide 9700 Series

Slide heater assembly, 2.25"x 16.25", 304SS, PSI switch, 30" cords. Includes 2"x2" tail pieces, 2" ridged gaskets.

Replacement Heater for:
Gecko Slide Series CS9709 - After February 2014

Incoloy Element

- 26-K5B-S50-1FP3 - 4.0kW/240V
- 26-K6B-S50-1FP3 - 4.5kW/240V
- 26-K7B-S50-1FP3 - 5.5kW/240V

Titanium Element

- 26-KPB-S50-1FP3 - 4.0kW/240V
- 26-KQB-S50-1FP3 - 4.5kW/240V
- 26-KRB-S50-1FP3 - 5.5kW/240V



Gecko Versi-Heat 9700 Series

Versi-Heat assembly, 2.25"x 16.25", 304SS, PSI switch, 60" cords. Includes 2"x2" tail pieces, 2" ridged gaskets.

Replacement Heater for:
Gecko Versi-Heat Series CS9708 - After February 2014

Incoloy Element

- 26-K5B-050-1PP3 - 4.0kW/240V
- 26-K6B-050-1PP3 - 4.5kW/240V
- 26-K7B-050-1PP3 - 5.5kW/240V

Titanium Element

- 26-KPB-050-1PP3 - 4.0kW/240V
- 26-KQB-050-1PP3 - 4.5kW/240V
- 26-KRB-050-1PP3 - 5.5kW/240V




Gecko Versi-Heat

Versi-Heat assembly, 2.25"x 13", 316L, PSI switch, 60" cords 3 pin & 6 pin plugs, with Hi-Limit Sensor. Includes 2"x2" tail pieces, 2" ridged gaskets.

Replacement Heater for:
22-C63-050-0G00

Incoloy Element

- 26-C63-050-0G00 - 4.5kW/240V



Lo-Flo Series - Laing Style Versi-Heat

Laing Trombone style, 1" tube, 25" cord, built-in Thermal Cut Out (TCO) and Slide Hardware Kit.

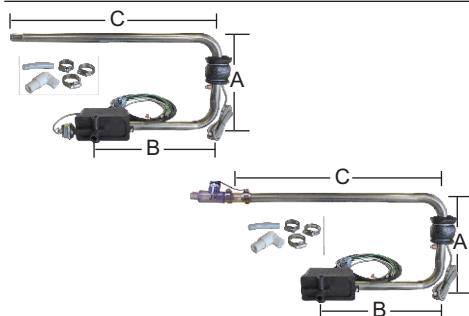
Replacement Heater for:
26-0091B-5T-K

Incoloy Element

- 26-MP0-00A-0F00 - 1" - 4.0kW/1.0kW, 240V/120V

Dimensions:

- A: 5⁵/₈"
- B: 15³/₄"
- C: 26¹/₂"



Lo-Flo Series - Laing Style Versi-Heat

Low flow heater kits for replacement of Versi-Heat heaters with 9-pin plug adapters. Includes Flow switch kit or PSI Switch, 6.5" pre-installed cord with ring terminals

- 26-0066A-KIT-FS - **Obsolete, use:**
- 26-3478-1A-BT-F - 2.7kW/240V
- 26-0066A-KIT-PS - **Obsolete, use:**
- 26-3478-1A-BT-F - 2.7kW/240V
- 26-0066-KIT-FS - **Obsolete, use:**
- 26-3229-2A-7T-F - 5.5kW/240V
- 26-0066-KIT-PS - **Obsolete, use:**
- 26-3229-2A-7T-P - 5.5kW/240V

Dimensions:

- A: 10⁵/₈"
- B: 13³/₄"
- C: 23¹/₂"

Outdoor Balboa Series - ES/CS87/8800

Outdoor heater assembly, 2.25"x 19.25", 316L, M7[®] sensors, and studs. Includes 2"x2" tail pieces, 2" ridged gaskets.

Replacement Heater for:
ES/CS8700, 8800 11kW & 5.5kW Outdoor Series Systems



Titanium Element

- 26-0053-F-M7-KS - 5.5kW/240V
- 26-0054AF-M7-KS - 11kW/240V - Dual Elements

Outdoor Balboa Series - ES/CS87/8800 Gas Ready

Outdoor heater assembly, 2.25"x 19.25", 304SS, M7 sensors, studs, no heater element. Includes 2"x2" tail pieces, 2" ridged gaskets.

Replacement Heater for:
ES/CS8700, 8800 Gas Ready Outdoor Series Systems



No Element - Gas Ready Systems

- 26-0063-XD-KS - with M7 Sensors
- 26-0063-XD-K - without Sensors

Outdoor Gecko Y Series - ES/CS8900

Outdoor heater assembly, 2.25"x 19.25", 316L, in.flo sensors, studs. Includes 2"x2" tail pieces, 2" ridged gaskets.

Replacement Heaters for:
ES/CS8900 Electric & Gas Ready Outdoor Series Systems



Titanium Element

- 26-0053-F-Y-KS - 5.5kW/240V - with In.Flo Sensors
- 26-0054-F-Y-KS - 11kW/240V - with In.Flo Sensors

No Element - Gas Ready Systems

- 26-0063-Y - 2.25"x19.25" - with In.Flo Sensors



Outdoor Gecko Series - ES/CS8600

Outdoor heater assembly, 2.25"x 19.25", 304SS, PSI tap, cover plate, and studs. Includes 2"x2" tail pieces, 2" ridged gaskets.

Replacement Heater for:
ES/CS8600 11 & 5.5kW Outdoor Series Systems made after June, 2010



Titanium Element

- 26-0053-K - 5.5kW/240V
- 26-0054A-K - 11kW/240V - Dual Elements

Outdoor Gecko Series - ES/CS8600

Outdoor heater assembly, 3"x 19.25", 304SS, PSI tap, cover plate, and studs. Includes 2"x2" tail pieces, 2" ridged gaskets.

Replacement Heater for:
ES/CS8600 11kW & 5.5kW Outdoor Series Systems made before June, 2010



Incoloy Element

- 26-0054-K - 11kW/240V - Dual Elements

Outdoor Series - ES/CS8600 Gas Ready

Outdoor heater assembly, 2.25"x 19.25", 304SS, PSI tap, cover plate, studs, no heater element. Includes 2"x2" tail pieces, 2" ridged gaskets.

Replacement Heater for:
ES/CS8600 Gas Ready Outdoor Series Systems



No Element - Gas Ready Systems

- 26-0063-XD-KP - No Element

Outdoor Series - Heatmax 11kW

Heatmax 2.25" 304SS, "U" shaped heater assembly, 2.25", PSI tap, cover plate. Includes 2"x2" tail pieces, 2" ridged gaskets.

Replacement Heater for:
Heatmax RHS 11kW
Also Replaces: 26-0017A



Incoloy Element

- 26-0082A-K - 5.5kW/240V

Titanium Element

- 26-0082A-F-K - 11kW/240V - Dual Elements

Outdoor Series - Heatmax 5.5kW

Heatmax 2.25" 304SS, "U" shaped heater assembly, 2.25", PSI tap, cover plate. Includes 2"x2" tail pieces, 2" ridged gaskets.

Replacement Heater for:
Heatmax RHS 5.5kW
Also Replaces: 26-0031



Incoloy Element

- 26-0082-K - 5.5kW/240V

Titanium Element

- 26-0082-F-K - 5.5kW/240V

Replacement Heater Assemblies

Utility Series



12" - Single Element

Utility flo-thru heater assembly, 2.25" X 12", 304SS, PSI taps, adjustable cover plate and studs, 45" cords. Includes 2"x2" tail pieces, 2" ridged gaskets.

Incoloy Element

26-350-000-1B03
26-360-000-1B03
26-370-000-1B03

Titanium Element

26-3P0-00A-1B03 4.0kW/240V
26-3Q0-00A-1B03 4.5kW/240V
26-3R0-00A-1B03 5.5kW/240V



13.375" - Single Element

Utility flo-thru heater assembly, 2.25" X 13.375", 304SS, PSI taps, adjustable cover plate and studs, 45" cords. Includes 2"x2" tail pieces, 2" ridged gaskets.

Incoloy Element

26-C50-000-1B03
26-C60-000-1B03
26-C70-000-1B03

Titanium Element

26-CP0-00A-1B03 4.0kW/240V
26-CQ0-00A-1B03 4.5kW/240V
26-CR0-00A-1B03 5.5kW/240V



15" - Single Element

Utility flo-thru heater assembly, 2.25" X 15", 304SS, PSI taps, adjustable cover plate and studs, 45" cords. Includes 2"x2" tail pieces, 2" ridged gaskets.

Incoloy Element

26-850-000-1B03
26-860-000-1B03
26-870-000-1B03

Titanium Element

26-8P0-00A-1B03 4.0kW/240V
26-8Q0-00A-1B03 4.5kW/240V
26-8R0-00A-1B03 5.5kW/240V



16.25" - Single Element

Utility flo-thru heater assembly, 2.25" X 16.25", 304SS, PSI taps, adjustable cover plate and studs, 45" cords. Includes 2"x2" tail pieces, 2" ridged gaskets.

Incoloy Element

26-K50-000-1B03
26-K60-000-1B03
26-K70-000-1B03

Titanium Element

26-KP0-00A-1B03 4.0kW/240V
26-KQ0-00A-1B03 4.5kW/240V
26-KR0-00A-1B03 5.5kW/240V



19.25" - Single Element

Utility flo-thru heater assembly, 2.25" X 19.25", 304SS, PSI taps, adjustable cover plate and studs, 45" cords. Includes 2"x2" tail pieces, 2" ridged gaskets.

Incoloy Element

26-J50-000-1B03
26-J60-000-1B03
26-J70-000-1B03

Titanium Element

26-JP0-00A-1K03 4.0kW/240V
26-JQ0-00A-1K03 4.5kW/240V
26-JR0-00A-1K03 5.5kW/240V



19.25" - Dual Element

Utility flo-thru heater assembly, dual element, 2.25" X 19.25", 304SS, PSI taps, adjustable cover plate and studs, 45" cords. Includes 2"x2" tail pieces, 2" ridged gaskets.

Incoloy Element

26-HD0-000-1J03
26-H*0-000-1J03

Titanium Element

26-HD0-00A-1J03 7.2kW/240V
26-H*0-00A-1J03 11kW/240V

Other kW's available / Titanium version comes with a 316L heater housing.

Replacement Spa & Baptistry Heater/Housing Assemblies



VH 9-Pin Retro-Fit w/Cord

Heater assembly, 2.25", 304SS, PSI switch, 60" cords. Includes 2"x2" tail pieces, 2" ridged gaskets. Does not include Hi-Limit sensor.

Incoloy Element

48-0007A 13" - 5.5kW/240V
48-0007B 15" - 5.5kW/240V

Replacement Heater for:

Older Versi-Heat heaters with 9-Pin Connector.



VH 9-Pin Retro-Fit without Cord

Heater assembly, 2.25", 304SS, PSI switch. Includes 2"x2" tail pieces, 2" ridged gaskets. Does not include Hi-Limit sensor.

Incoloy Element

48-0019 13" - 5.5kW/240V
48-0019A 15" - 5.5kW/240V

Replacement Heater for:

Older Versi-Heat heaters with 9-Pin Connector.



CS300/AP-2 Heater Housing Kit

Heater housing kit, includes ABS housing, bushing, union, and O-ring gasket.

Part Number

48-0057

Replacement Heater Housing for:

CS300 & AP-2



CS500/4000 Heater Housing Kit

Heater housing kit, includes ABS housing, bushing, union, O-ring gasket, hi-limit reset button, and cover plate.

Part Number

48-0014


Replacement Heater Housing for:

CS500 & 4000

All heater assemblies come with tail pieces and gaskets

CS300/500/4000/AP-2 Heater Housing Parts

02-0055	Rivet, Hi-Limit Reset
15-0031	Bushing, Heater Housing, Threaded
42-0005	Union, Pump, 1½"
60-0001	O-Ring, Heater, 5X5 Flange
65-0119A	Plate, Cover, Heater Kits, No Slots
41-00010	Current Collector, HQ/AT



Heater Kit w/Thermostat

Heater kit, built in thermostat, PSI switch and hi-limit. Includes assorted fittings.

Part Number

48-0017A	5.5kW/240V
48-0017	4.5kW/240V

Replacement Heater for:
Brett 22-0135



Heater Kit without Thermostat

Heater kit, PSI switch and hi-limit. Includes assorted fittings.

Part Number

48-0018A	5.5kW/240V
48-0018	4.5kW/240V

Replacement Heater for:
Brett 22-0134





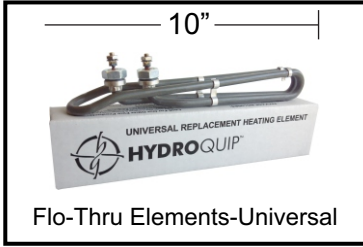
Heatmax Series

HeatMax Remote Heater Series

The Hydro-Quip HEATMAX series heater is our basic "heater in a box" unit. When all you need is heat, this is the most practical and user friendly unit in the industry. 5.5kW OR 11kW for new and existing applications where a full high flow free standing heater is needed.

<u>Model</u>	<u>Voltage</u>	<u>Wattage</u>
HEATMAX RHS 5.5	240	5.5kW
HEATMAX RHS 11	240	11kW






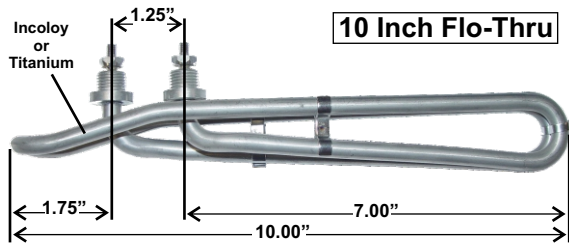
Each Heater Element Includes Hardware Kit

All universal heater elements are individually boxed to keep the element clean and protect the terminals from being damaged prior to use. A color coded packing label is used on all universal element boxes to quickly & easily identify heater wattage.


Universal Flo-Thru elements are available individually boxed or as a 24 unit Master Pack shown above.

INCOLOY PT#	TITANIUM PT#	EPOXYCAST PT#	DESCRIPTION
12-0100-K	12-0100F-K	12-E0100F-K	5.5KW, 240v, 10"
12-0119-K	12-0119F-K	12-E0119F-K	5.0KW, 240V, 10"
12-0101-K	12-0101F-K	12-E0101F-K	4.5KW, 240V, 10"
12-0102-K	12-0102F-K	12-E0102F-K	4.0KW, 240V, 10"
12-0104-K	12-0104F-K	12-E0104F-K	3.0KW, 240V, 10"
12-0105-K	12-0105F-K	12-E0105F-K	2.5KW, 240V, 10"
12-0106-K	12-0106F-K	12-E0106F-K	2.0KW, 240V, 10"
12-0107-K	N/A	N/A	1.3KW, 240V, 10"
N/A	12-0110G-K	12-E0110G-K	5.5KW, 240V, 7"
N/A	12-0111F-K	12-E0111F-K	4.5KW, 240V, 7"
N/A	12-0112F-K	12-E0112F-K	4.0KW, 240V, 7"
N/A	12-0113G-K	12-E0113F-K	3.6KW, 240V, 7"
N/A	12-0114F-K	12-E0114F-K	3.0KW, 240V, 7"
N/A	12-0116F-K	12-E0116F-K	2.0KW, 240V, 7"
N/A	12-0118F-K	12-E0118F-K	1.5KW, 240V, 7"
N/A	12-0016F-K	N/A	2.0KW, 240V, 5"x 5" Plate, 6"
N/A	12-0014F-K	N/A	3.0KW, 240V, 5"x 5" Plate, 6"
N/A	12-0012F-K	N/A	4.0KW, 240V, 5"x 5" Plate, 6"
12-0010-K	12-0011F-K	N/A	4.5KW, 240V, 5"x 5" Plate, 6"
12-0010A-K	12-0010F-K	N/A	5.5KW, 240V, 5"x 5" Plate, 6"


HQ HEATER ELEMENT DETAILS



For Flo-Thru:
 Individual Box Dimensions: 10.75"W x 2.25"H x 1.75"D
 Individual Box Weight: .75 lbs.
 24 Master Pack Dimensions: 26"W x 20"H x 11"D
 24 Master Pack Weight: 18.75 lbs.



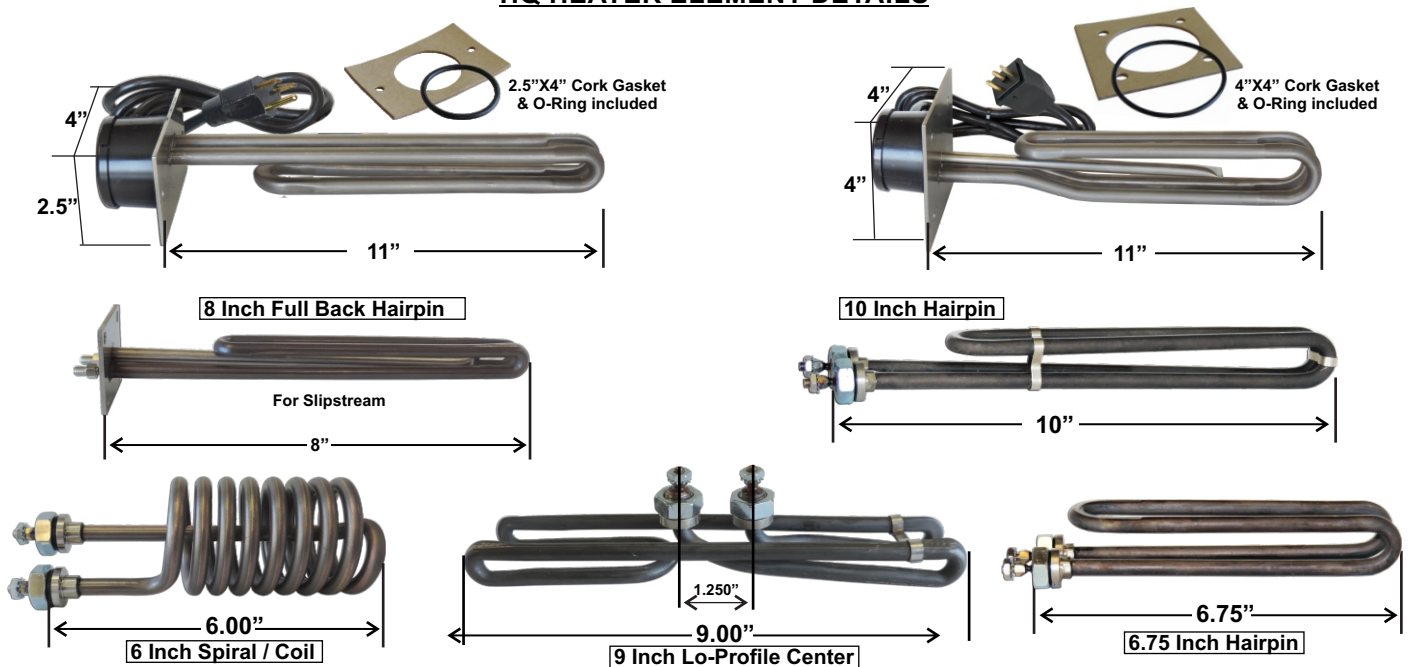
Conversion Formula = Divide Watts by 4 (IE: 5.5kw x 1000 = 5500watts/4 = 1375watts @ 120V)



Each Heater Element Includes Hardware Kit 48-0079

INCOLOY PT#	TITANIUM PT#	DESCRIPTION
12-1464-BC-K	N/A	1.5KW, 120V, 4" x 4" Plate, w/ Molded 30" Cord
12-1464-AC-K	N/A	1.5KW, 120V, 4" x 4" Plate, w/ Nema 36" Cord
N/A	12-0606F-K	2.0KW, 240V, 6", Spiral / Coil, w/ Hardware
N/A	12-0307F-K	2.0KW, 240V, 8", Full Back, w/ Hardware
12-1463-BC-K	N/A	2.5KW, 240V, 2.5" x 4" Plate, w/ Molded 30" Cord
12-1463-AC-K	N/A	2.5KW, 240V, 2.5" x 4" Plate, w/ Nema 36" Cord
N/A	12-0308F-K	2.5KW, 240V, 8", Full Back, w/ Hardware
N/A	12-0604F-K	3.0KW, 240V, 6", Spiral / Coil, w/ Hardware
N/A	12-0309F-K	3.0KW, 240V, 8", Full Back, w/ Hardware
12-0504-K	N/A	3.0KW, 240V, 9", Center, w/ Hardware
12-0303A-K	N/A	3.6KW, 240V, 6.75", Hairpin, w/ Hardware
N/A	12-0602F-K	4.0KW, 240V, 6", Spiral / Coil, w/ Hardware
12-0502-K	N/A	4.0KW, 240V, 9", Center, w/ Hardware
12-0302-K	N/A	4.0KW, 240V, 10", Hairpin, w/ Hardware
N/A	12-0601F-K	4.5KW, 240V, 6", Spiral / Coil, w/ Hardware
N/A	12-0600F-K	5.5KW, 240V, 6", Spiral / Coil, w/ Hardware
12-0500-K	N/A	5.5KW, 240V, 9", Center, w/ Hardware
12-0300-K	N/A	5.5KW, 240V, 10", Hairpin, w/ Hardware

HQ HEATER ELEMENT DETAILS



Conversion Formula = Divide Watts by 4 (IE: 5.5kw x 1000 = 5500watts/4 = 1375watts @ 120V)

Part Number	Page	Part Number	Page	Part Number	Page	Part Number	Page	Part Number	Page
01-0005	8.31-8.33	10-0172-HQ	8.30	12-0118FF	8.2	15-0066	8.33	26-0071-BAP-FA	8.53
02-0053A	8.32-8.33	10-0173-HQ	8.30	12-0300-K	8.3	15-0067	8.33	26-0071-BAP-K	8.53
02-0055	8.50	10-0174-HQ	8.30	12-0302-K	8.3	15-0068	8.33	26-0071B-F-K	8.48
02-0100	8.31-8.34	10-0175-HQ	8.30	12-0303A-K	8.3	15-0068A	3.33	26-0071B-K	8.48
02-0101	8.31-8.33	10-0176-HQ	8.30	12-0307F-K	8.3	15-0089	8.32, 8.33	26-0071-F-5KSS-K	8.48
03-0017	8.31-8.34	10-0178-S	8.55	12-0308F-K	8.3	25-0002-K	8.19	26-0071-F-7KSS-K	8.48
09-0004	8.19	10-0178-S	8.29, 8.50	12-0309F-K	8.3	25-0002-LG	8.27	26-0071-F-K	8.48
09-0018C-A	8.52	10-0181-HQ	8.30	12-0500-K	8.3	25-21089-HQ-K	8.19	26-0071-F-M7-K	8.47
09-0019C-A	8.52	10-0182-HQ	8.30	12-0502-K	8.3	26-0000ABX-7S-K	8.39	26-0071-F-M7-KS	8.47
09-0020C-A	8.52	10-0183-HQ	8.30	12-0504-K	8.3	26-0000ABX-7T-K	8.39	26-0071-K	8.48
09-0021C-A	8.52	10-0185-HQ	8.30	12-0600F-K	8.3	26-0001-5S-K	8.37	26-0071-M7-K	8.47
09-0022C-A	8.52	10-0186-HQ	8.30	12-0601F-K	8.3	26-0002-3S-K	8.37	26-0071-M7-KS	8.47
09-0023C	8.52	10-0187-HQ	8.30	12-0602F-K	8.3	26-0002-4S-K	8.37	26-0079B-K	8.48
09-0024C-A	8.52	10-0188-HQ	8.30	12-0604F-K	8.3	26-0002-7S-K	8.37	26-0079-K	8.48
09-0025C	8.52	10-0189-HQ	8.30	12-0606F-K	8.3	26-0010-4S-K	8.36	26-0082A-F-K	8.49
09-0026C	8.52	10-0190-HQ	8.30	12-1463-AC-K	8.3	26-0010-4T-K	8.36	26-0082A-K	8.49
09-0027C-A	8.52	10-0192-HQ	8.30	12-1463-BC-K	8.3	26-0010-6S-K	8.36	26-0082-F-K	8.49
09-0041A	8.52	10-0194-HQ	8.30	12-1464-AC-K	8.3	26-0010-6T-K	8.36	26-0082-K	8.49
09-0044B-K	8.21	10-0196-HQ	8.30	12-1464-BC-K	8.3	26-0011-3S-K	8.36	26-0155-7S-K	8.37
09-0044-K	8.21	10-0197-HQ	8.30	15-0031	8.50	26-0011-5S-K	8.36	26-0165-3S-K	8.36
09-0044-K	8.21	10-0200-3M	8.29	15-0033	8.53	26-0011-7S-K	8.36	26-0165-3T-K	8.36
10-0074A	8.31-8.34	10-0201-3M	8.29	15-0033B	8.53	26-0011-F-PS-K	8.36	26-0165-5S-K	8.36
10-0093	8.28	10-0202-3M	8.29	15-0034	8.23	26-0011-F-RS-K	8.36	26-0165-5T-K	8.36
10-0102-K	8.28	10-0203-3M	8.29	15-0036A	8.31-8.34	26-0024-4S-K	8.36	26-0165-7S-K	8.36
10-0107-K	8.28	10-0204-3M	8.29	15-0037A	8.23	26-0024-4T-K	8.36	26-0165-7T-K	8.36
10-0110	8.28	10-0205	8.29	15-0037B	8.23	26-0028-4S-K	8.36	26-0213N-4S-K	8.38
10-0110A	8.28	10-0206	8.29	15-0037D	8.53	26-0028-5S-K	8.36	26-0213N-5S-K	8.38
10-0111	8.28	10-0207	8.29	15-0043	8.34	26-0035-7S-K	8.35	26-0213N-7S-K	8.38
10-0111A	8.28	10-0210-3M	8.29	15-0044A	8.34	26-0035-7T-K	8.35	26-0309-3S-K	8.37
10-0120-K	8.28	10-0215-3M	8.29	15-0045A	8.31	26-0047-K	8.47	26-0309-4S-K	8.37
10-0120M-K	8.28	10-0220	8.29	15-0046	8.31	26-0053-F-M7-KS	8.49	26-0313N-5S-K	8.38
10-0121-A-K	8.28	10-0221	8.29	15-0049	8.31	26-0053-F-Y-KS	8.49	26-0313N-7S-K	8.38
10-0121F-K	8.28	10-0262A	8.29	15-0050	8.31	26-0053-K	8.49	26-0314-5S-K	8.35
10-0121-K	8.28	11-0002	8.29	15-0051	8.31	26-0054AF-M7-KS	8.49	26-0314-5T-K	8.35
10-0121M-K	8.28	11-0003	8.29	15-0051A	8.34	26-0054A-K	8.49	26-0314-7S-K	8.35
10-0122-K	8.28	12-0010A-K	8.2	15-0052	8.31	26-0054-F-Y-KS	8.49	26-0314-7T-K	8.35
10-0123-K	8.28	12-0010-K	8.2	15-0052A	8.34	26-0054-K	8.49	26-0315-5S-K	8.37
10-0124-K	8.28	12-0100D-K	8.53	15-0052B1-K	8.33	26-0056-2S-K	8.38	26-0315-5T-K	8.37
10-0125-K	8.28	12-0100F-K	8.2, 8.53	15-0052B-K	8.33	26-0056-2T-K	8.38	26-0316-AP-KB	8.38
10-0126-K	8.28	12-0100-K	8.2, 8.53	15-0052C	8.32	26-0056-3S-K	8.38	26-0316-MP-KB	8.38
10-0127-K	8.28	12-0101F-K	8.2	15-0053A	8.34	26-0056-3T-K	8.38	26-0517-4P-K	8.36
10-0134	8.28	12-0101-K	8.2	15-0053B-K	8.33	26-0056-4S-K	8.38	26-0517-5P-K	8.36
10-0135	8.28	12-0102F-K	8.2	15-0053C	8.32	26-0056-4T-K	8.38	26-0517-MP-K	8.36
10-0136-K	8.28	12-0102-K	8.2	15-0053-K	8.31	26-0056-5S-K	8.38	26-0520-7T-K	8.38
10-0137-K	8.28	12-0104F-K	8.2	15-0054A	8.34	26-0056-5T-K	8.38	26-0535-4S-K	8.35
10-0152-HQ	8.30	12-0104-K	8.2	15-0054B-K	8.33	26-0056-7S-K	8.38	26-0535-5S-K	8.35
10-0153-HQ	8.30	12-0105F-K	8.2	15-0055	8.31	26-0056-7T-K	8.38	26-0535-5S-KP	8.35
10-0162-HQ	8.30	12-0105-K	8.2	15-0056	8.31	26-0063-XD-K	8.49	26-0535-5S-KP01	8.35
10-0163-HQ	8.30	12-0106F-K	8.2	15-0057	8.31	26-0063-XD-KP	8.49	26-0535-5T-K	8.35
10-0164-HQ	8.30	12-0106-K	8.2	15-0058	8.31	26-0063-XD-KS	8.49	26-0535-5T-KP	8.35
10-0165-HQ	8.30	12-0107-K	8.2	15-0059	8.31	26-0063-Y	8.49	26-0535-7S-K	8.35
10-0166-HQ	8.30	12-0110G-K	8.2, 8.53	15-0060A-K	8.34	26-0066-KIT-FS	8.49	26-0535-7S-KP	8.35
10-0167-HQ	8.30	12-0111F-K	8.2	15-0060B-K	8.33	26-0066-KIT-PS	8.49	26-0535-7S-KP01	8.35
10-0168-HQ	8.30	12-0112F-K	8.2	15-0060C	8.32	26-0071-5KSS-K	8.48	26-0535-7T-K	8.35
10-0169-HQ	8.30	12-0113G-K	8.2	15-0061A	8.32	26-0071-7KSS-K	8.48	26-0535-7T-KP	8.35
10-0170-HQ	8.30	12-0114F-K	8.2	15-0062	8.32	26-0071A-F-K	8.48	26-0556-7S-K	8.38
10-0171-HQ	8.30	12-0116F-K	8.2	15-0064B-K	8.33	26-0071A-K	8.48	26-0556-7T-K	8.38

Part Number	Page	Part Number	Page	Part Number	Page	Part Number	Page	Part Number	Page
26-0601-2S-K	8.37	26-1002-AT-K	8.38	26-3P0-00A-1B03	8.51	26-85M-S00-1F03	8.47	26-C63-050-0G00	8.48
26-0601-2T-K	8.37	26-1004-7S-K	8.35	26-3Q0-00A-1B03	8.51	26-860-000-1B03	8.51	26-C70-000-1B03	8.51
26-0601-3S-K	8.37	26-1004-7T-K	8.35	26-3R0-00A-1B03	8.51	26-86B-000-1PP3	8.48	26-CA0-000-1B03	8.51
26-0601-3T-K	8.37	26-1008-4S-K	8.37	26-50080-K	8.40	26-86B-080-1PM3	8.47	26-CJ0-00A-1B03	8.51
26-0601-5S-K	8.37	26-1008-4T-K	8.37	26-50081-K	8.40	26-86B-S00-1FP3	8.48	26-CK0-00A-1B03	8.51
26-0601-5T-K	8.37	26-1008-6S-K	8.37	26-50096-K	8.40	26-86B-S80-1FM3	8.47	26-CL0-00A-1B03	8.51
26-0601-7S-K	8.37	26-1008-6T-K	8.37	26-58002-K	8.40	26-86M-000-1P03	8.47	26-CM0-00A-1B03	8.51
26-0601-7T-K	8.37	26-1008-7S-K	8.37	26-58019-K	8.40	26-870-000-1B03	8.51	26-CP0-00A-1B03	8.51
26-0601PT-K	8.37	26-1008-7T-K	8.37	26-58027-K	8.40	26-87B-000-1PP3	8.48	26-CQ0-00A-1B03	8.51
26-0736-3S-K	8.37	26-1206-4S-K	8.39	26-58029-K	8.40	26-87B-080-1PM3	8.47	26-CR0-00A-1B03	8.51
26-0736-7S-K	8.37	26-1206-4T-K	8.39	26-58032-K	8.40	26-87B-S00-1FP3	8.48	26-H*0-000-1J03	8.51
26-0739-5SD-K	8.38	26-1206-5S-K	8.39	26-58048-K	8.40	26-87B-S80-1FM3	8.47	26-H*0-00A-1J03	8.51
26-0739-5TD-K	8.38	26-1206-5T-K	8.39	26-58081-K	8.40	26-87M-000-1P03	8.47	26-H0021-7S-K	8.36
26-0739-7SD-K	8.38	26-1206-7S-K	8.39	26-58083-K	8.40	26-87M-S00-1F03	8.47	26-H0136-6S-K	8.35
26-0739-7TD-K	8.38	26-1206-7T-K	8.39	26-58104-K	8.40	26-8A0-000-1B03	8.51	26-H3037-5S-K	8.38
26-0800-2S-K	8.37	26-1227-5S-K	8.39	26-58118-K	8.40	26-8J0-00A-1B03	8.51	26-HD0-000-1J03	8.51
26-0800-2T-K	8.37	26-1227-5T-K	8.39	26-58138-K	8.40	26-8K0-00A-1B03	8.51	26-HD0-00A-1J03	8.51
26-0800-3S-K	8.37	26-1227-7S-K	8.39	26-58198-K	8.40	26-8L0-00A-1B03	8.51	26-J20-000-1B03	8.51
26-0800-3T-K	8.37	26-1227-7T-K	8.39	26-58203-K	8.40	26-8M0-00A-1B03	8.51	26-J30-000-1B03	8.51
26-0800-4S-K	8.37	26-2001-3S-K	8.36	26-58388-5T-ATE	8.41	26-8P0-00A-1B03	8.51	26-J40-000-1B03	8.51
26-0800-5S-K	8.37	26-2001-3T-K	8.36	26-65B-000-1PP3	8.48	26-8PB-000-1PP3	8.48	26-J50-000-1B03	8.51
26-0800-5T-K	8.37	26-2001-5S-K	8.36	26-65B-080-1PM3	8.47	26-8PB-080-1PM3	8.47	26-J60-000-1B03	8.51
26-0800-7S-K	8.37	26-2001-5T-K	8.36	26-65B-S00-1FP3	8.48	26-8PB-S00-1FP3	8.48	26-J70-000-1B03	8.51
26-0800-7T-K	8.37	26-2001-7S-K	8.36	26-65B-S80-1FM3	8.47	26-8PB-S80-1FM3	8.47	26-JA0-000-1B03	8.51
26-0800-AT-K	8.37	26-2001-7T-K	8.36	26-66B-000-1PP3	8.48	26-8PM-000-1P03	8.47	26-JJ0-00A-1K03	8.51
26-0802-5S-K	8.37	26-2300-2S-K	8.36	26-66B-080-1PM3	8.47	26-8Q0-00A-1B03	8.51	26-JK0-00A-1K03	8.51
26-0802-5T-K	8.37	26-2300-2T-K	8.36	26-66B-S00-1FP3	8.48	26-8QB-000-1PP3	8.48	26-JL0-00A-1K03	8.51
26-0802-6S-K	8.37	26-2300-4S-K	8.36	26-66B-S80-1FM3	8.47	26-8QB-080-1PM3	8.47	26-JM0-00A-1K03	8.51
26-0802-6T-K	8.37	26-2300-4T-K	8.36	26-67B-000-1PP3	8.48	26-8QB-S00-1FP3	8.48	26-JP0-00A-1K03	8.51
26-0802-7S-K	8.37	26-2300-5S-K	8.36	26-67B-080-1PM3	8.47	26-8QB-S80-1FM3	8.47	26-JQ0-00A-1K03	8.51
26-0802-7T-K	8.37	26-2300-5T-K	8.36	26-67B-S00-1FP3	8.48	26-8QM-S00-1F03	8.47	26-JR0-00A-1K03	8.51
26-0802A-3S-K	8.37	26-320-000-1B03	8.51	26-67B-S80-1FM3	8.47	26-8R0-00A-1B03	8.51	26-K20-000-1B03	8.51
26-0802A-5S-K	8.37	26-3226-1A-5T-K	8.41	26-67M-000-1PP3	8.48	26-8RB-000-1PP3	8.48	26-K30-000-1B03	8.51
26-0802A-6S-K	8.37	26-3226-2A-BT-K	8.41	26-67M-S00-1F03	8.47	26-8RB-080-1PM3	8.47	26-K40-000-1B03	8.51
26-0808-5SD-K	8.39	26-3226-2A-DT-K	8.41	26-6PB-000-1PP3	8.48	26-8RB-S00-1FP3	8.48	26-K50-000-1B03	8.51
26-0808-5TD-K	8.39	26-3226-4A-ET-K	8.41	26-6PB-080-1PM3	8.47	26-8RB-S80-1FM3	8.47	26-K5B-050-1PP3	8.48
26-0808-7SD-K	8.39	26-3229-2A-7T-K	8.41	26-6PB-S00-1FP3	8.48	26-8RM-000-1P03	8.47	26-K5B-S50-1FP3	8.48
26-0808-7TD-K	8.39	26-3236-1A-5T-K	8.40	26-6PB-S80-1FM3	8.47	26-8RM-S00-1F03	8.47	26-K60-000-1B03	8.51
26-0809-5S-K	8.36	26-3236-2A-BT-K	8.40	26-6QB-000-1PP3	8.48	26-C20-000-1B03	8.51	26-K6B-050-1PP3	8.48
26-0809-5S-KSP	8.36	26-3238-1A-7T-K	8.40	26-6QB-S00-1FP3	8.48	26-C2278-1-5S-K	8.38	26-K6B-S50-1FP3	8.48
26-0809-5T-K	8.36	26-3264-2-DT-K	8.41	26-6QB-S80-1FM3	8.47	26-C30-000-1B03	8.51	26-K70-000-1B03	8.51
26-0809-5T-KSP	8.36	26-330-000-1B03	8.51	26-6QB-S80-1PM3	8.47	26-C3160-1S	8.39	26-K7B-050-1PP3	8.48
26-0809-7S-K	8.36	26-3314-1-7T-K	8.41	26-6RB-000-1PP3	8.48	26-C3160-2S	8.39	26-K7B-S50-1FP3	8.48
26-0809-7S-KSP	8.36	26-3330-5S-K	8.36	26-6RB-080-1PM3	8.47	26-C3182-1S	8.39	26-KA0-000-1B03	8.51
26-0809-7T-K	8.36	26-3330-5T-K	8.36	26-6RB-S00-1FP3	8.48	26-C3474-1-5T-K	8.41	26-KJ0-00A-1B03	8.51
26-0809-7T-KSP	8.36	26-340-000-1B03	8.51	26-6RB-S80-1FM3	8.47	26-C3548-1-7T-F	8.41	26-KK0-00A-1B03	8.51
26-0814-7S-K	8.39	26-3403-1-BT-K	8.41	26-6RM-000-1PP3	8.48	26-C3548-1-7T-K	8.41	26-KL0-00A-1B03	8.51
26-0814-7T-K	8.39	26-3473-1-5T-K	8.41	26-6RM-S00-1F03	8.47	26-C3549-1-7T-K	8.40	26-KM0-00A-1B03	8.51
26-1001-5S-K	8.38	26-3478-1A-BT-K	8.41	26-820-000-1B03	8.51	26-C3550-1-7T-K	8.41	26-KP0-00A-1B03	8.51
26-1002-3S-K	8.38	26-350-000-1B03	8.51	26-830-000-1B03	8.51	26-C3552-1-7T-K	8.47	26-KPB-050-1PP3	8.48
26-1002-3T-K	8.38	26-360-000-1B03	8.51	26-840-000-1B03	8.51	26-C3554-2-BT-K	8.40	26-KPB-S50-1FP3	8.48
26-1002-4S-K	8.38	26-370-000-1B03	8.51	26-850-000-1B03	8.51	26-C3554-3-5T-K	8.40	26-KQ0-00A-1B03	8.51
26-1002-4T-K	8.38	26-3A0-000-1B03	8.51	26-85145-K	8.40	26-C3556-1-7T-K	8.41	26-KQB-050-1PP3	8.48
26-1002-5S-K	8.38	26-3J0-00A-1B03	8.51	26-85B-000-1PP3	8.48	26-C3556-2-5T-K	8.40	26-KQB-S50-1FP3	8.48
26-1002-5T-K	8.38	26-3K0-00A-1B03	8.51	26-85B-080-1PM3	8.47	26-C40-000-1B03	8.51	26-KR0-00A-1B03	8.51
26-1002-7S-K	8.38	26-3L0-00A-1B03	8.51	26-85B-S00-1FP3	8.48	26-C50-000-1B03	8.51	26-KRB-050-1PP3	8.48
26-1002-7T-K	8.38	26-3M0-00A-1B03	8.51	26-85B-S80-1FM3	8.47	26-C60-000-1B03	8.51	26-KRB-S50-1FP3	8.48

Part Number	Page	Part Number	Page	Part Number	Page	Part Number	Page	Part Number	Page
26-MP0-00A-0F00	8.49	27-J0568-6S-K	8.50	30-0260-L96	8.52	33-0010-R8-K	8.6	34-0012-K	8.5, 8.54
27-J0413-2S-K	8.50	27-J0568-6T-K	8.50	30-0260-L96A	8.52	33-0012A-K	8.6	34-0013-K	8.21
27-J0413-2T-K	8.50	27-J0568-7S-K	8.50	30-0270-48C-K	8.52	33-0012-K	8.6	34-0019-C-K	8.4
27-J0413-3S-K	8.50	27-J0568-7T-K	8.50	30-0270-96C	8.52	33-0014A-R8-	8.6	34-0020-K	8.19
27-J0413-3T-K	8.50	27-J0568-AS-K	8.50	30-0318-48	8.52	33-0018-R6	8.6	34-0024-K	8.24
27-J0413-4S-K	8.50	27-J0568-AT-K	8.50	30-0318-96	8.52	33-0024A-K	8.6	34-0025	8.24
27-J0413-4T-K	8.50	27-J0568-XS-K	8.50	30-0324-48	8.52	33-0024B-K	8.6	34-0026-K	8.24
27-J0413-5S-K	8.50	27-J0568-XT-K	8.50	30-0324-96	8.52	33-0024C-K	8.6	34-0029	8.24
27-J0413-5T-K	8.50	27-V310-2T-K	8.42	30-0326-48	8.52	33-0024D-K	8.6	34-0030-K	8.5, 8.54
27-J0413-6S-K	8.50	27-V310-4T-K	8.42	30-0326-96	8.52	33-0024E-K	8.6	34-0033-K	8.5
27-J0413-6T-K	8.50	27-V310-5T-K	8.42	30-1001A	2.3	33-0024F-K	8.6	34-0035-K	8.5, 8.54
27-J0413-7S-K	8.50	27-V310-6T-K	8.42	30-1001E	2.3	33-0024-K	8.6	34-0036-K	8.5
27-J0413-7T-K	8.50	27-V310-7T-K	8.42	30-1002C	2.3	33-0025A-K	8.6	34-0037A-S	8.19
27-J0413-AS-K	8.50	28-E0300-2S-K	8.44	30-1011-20	8.18	33-0027-K	8.6	34-0037D-S	8.19
27-J0413-AT-K	8.50	28-E0300-4S-K	8.44	30-1011-25	8.18	33-0041A-K	8.6	34-0038A-S	8.19
27-J0413-XS-K	8.50	28-E0300-5S-K	8.44	30-1011-9	8.18	33-0041-K	8.6	34-0038D25-D	7.3
27-J0413-XT-K	8.50	28-E0300-6S-K	8.44	30-1057-36	6.1	33-51056-K	8.8	34-0038D-S	8.19
27-J0425-2S-K	8.50	28-E0300-7S-K	8.44	30-11588-100	8.18	33-51230-K	8.8	34-0039A-S	8.19
27-J0425-2T-K	8.50	30-0015G-K	8.43	30-11588-25	8.18	33-52213-K	8.8	34-0039D-S	8.19
27-J0425-3S-K	8.50	30-0015J-K	8.43	30-11588-50	8.18	33-52295-K	8.8	34-0040	8.24
27-J0425-3T-K	8.50	30-0016A-K	8.52	30-11589-100	8.18	33-52320-K	8.8	34-0049-K	8.5
27-J0425-4S-K	8.50	30-0016-K	8.52	30-11589-25	8.18	33-52532-K	8.8	34-0052A-K	8.5
27-J0425-4T-K	8.50	30-0018	2.3	30-11589-50	8.18	33-53426-K	8.8	34-0058-K	8.5
27-J0425-5S-K	8.50	30-0024	2.3	30-1180-L48	8.52	33-53544-K	8.8	34-0059-K	8.19
27-J0425-5T-K	8.50	30-0061B-K	8.21	30-1180-L6	8.52	33-53681-K	8.8	34-0069C-K	8.4
27-J0425-6S-K	8.50	30-0061C-K	8.21	30-1180-L96	8.52	33-53834-K	8.7	34-0073-K	8.24
27-J0425-6T-K	8.50	30-0061D-K	8.21	30-1200-A48	6.1	33-54091-K	8.8	34-0081B-K	8.5
27-J0425-7S-K	8.50	30-0062-K	8.21	30-1200-L48	8.52	33-54115-K	8.7	34-0081C-K	8.5
27-J0425-7T-K	8.50	30-0100A-30-K	8.52	30-1200-L6	8.52	33-54122-K	8.8	34-0081-K	8.5
27-J0425-AS-K	8.50	30-0100A-60-K	8.52	30-1200-L96-K	8.52	33-54161-K	8.8	34-0084-K	8.21
27-J0425-AT-K	8.50	30-0130-60-K	8.42	30-1210-L48	8.52	33-54357-K	8.7	34-01395-K	8.21
27-J0425-XS-K	8.50	30-0131-60-K	8.42	30-1210-L6	8.52	33-54369-K	8.7	34-01395-K	8.39
27-J0425-XT-K	8.50	30-0132-60-K	8.42	30-1210-L96	8.52	33-54372-K	8.7	34-0148A-K	8.4
27-J0519-2S-K	8.50	30-0133-60-K	8.42	30-1220A-L48	8.52	33-54383-K	8.7	34-0153-K	8.4, 8.43
27-J0519-2T-K	8.50	30-01395-K	8.22	30-1220-L48	8.52	33-54385-K	8.7	34-0154	8.19
27-J0519-3S-K	8.50	30-0180-48-K	8.52	30-1220-L6	8.52	33-54446-K	8.8	34-0155-K	8.54
27-J0519-3T-K	8.50	30-0180-96	8.52	30-1220-L96	8.52	33-54646-K	8.7	34-0178A-K	8.4, 8.43
27-J0519-4S-K	8.50	30-0190-30	8.52	30-1230-L48	8.52	33-55137-K	8.8	34-0178B-K	8.4
27-J0519-4T-K	8.50	30-0190-48	8.52	30-1230-L6	8.52	33-55151-K	8.7	34-0178-K	8.4, 8.54
27-J0519-5S-K	8.50	30-0190-60VH	8.52	30-1230-L96	8.52	33-55152-K	8.7	34-0189-K	8.9
27-J0519-5T-K	8.50	30-0190-96	8.52	30-1240-L48	8.52	33-55299-K	8.7	34-0190A-K	8.9
27-J0519-6S-K	8.50	30-0200-48-K	8.52	30-1240-L6	8.52	33-55602-K	8.7	34-0190A-UB	8.9
27-J0519-6T-K	8.50	30-0200-96	8.52	30-1240-L96	8.52	33-55840-K	8.7	34-0190-K	8.9
27-J0519-7S-K	8.50	30-0210-48-S	8.52	30-1260-L48	8.52	33-56297-K	8.7	34-0193-K	8.9
27-J0519-7T-K	8.50	30-0210-96-K	8.52	30-1270-C6	8.52	33-56299-K	8.7	34-0196A-K	8.9
27-J0519-AS-K	8.50	30-0220-48-K	8.52	30-1302-48	6.1	33-56380A-K	8.7	34-0197-25-K	8.9
27-J0519-AT-K	8.50	30-0220-96-K	8.52	30-1302-96	6.1	33-56380B-K	8.7	34-0197-K	8.9
27-J0519-XS-K	8.50	30-0230-48-K	8.52	30-1302A-48	6.1	33-56380-K	8.7	34-0197-UB	8.9
27-J0519-XT-K	8.50	30-0230-96-K	8.52	30-1302A-96	6.1	33-56483-K	8.7	34-0198A-K	8.9
27-J0568-2S-K	8.50	30-0240-48-K	8.52	30-22630-100	8.18	33-56488-K	8.7	34-0198-K	8.9
27-J0568-2T-K	8.50	30-0240-96-K	8.52	30-22632-50	8.18	33-56585-K	8.7	34-0198-UB	8.9
27-J0568-3S-K	8.50	30-0250-48C-K	8.52	30-22635-25	8.18	33-56961-K	8.7	34-0199F-K	8.4
27-J0568-3T-K	8.50	30-0250-96C	8.52	30-25657	8.18	33-56965-K	8.7	34-0200-K	8.9
27-J0568-4S-K	8.50	30-0260-48	8.52	30-25662-100	8.18	34-0002-K	8.19, 8.54	34-0201B-K	8.20
27-J0568-4T-K	8.50	30-0260-96	8.52	30-25662-25	8.18	34-0007	8.21	34-0201D-36-K	8.20
27-J0568-5S-K	8.50	30-0260-L48	8.52	30-25662-50	8.18	34-0010-K	8.5	34-0201D-72-K	8.20
27-J0568-5T-K	8.50	30-0260-L48UST	8.52	33-0010-R1-5	8.6	34-0012A-K	8.5	34-0201D-K	8.20

Part Number	Page	Part Number	Page	Part Number	Page	Part Number	Page
34-0201-K	8.20	34-50403-K	8.14	34-54548-K	8.12	35-0047-K	8.24
34-0202B-K	8.20	34-51057-K	8.12	34-54589-K	8.13	35-0058-K	8.24
34-0202C-K	8.20	34-51159-K	8.18	34-54652-K	8.13	35-0059	8.24
34-0203A-S-K	8.20	34-51223-K	8.12	34-54664-K	8.12	35-0060-K	8.24
34-0203D-18-K	8.20	34-51225-K	8.12	34-54665-K	8.11	35-0061	8.24
34-0203D-36-K	8.20	34-51247-K	8.12	34-54681-K	8.12	35-0062-K	8.24
34-0203D-72-K	8.20	34-51248-K	8.12	34-54685-K	8.11	35-0063-K	8.24
34-0203D-K	8.20	34-51452-K	8.12	34-54716-K	8.12	35-0064-K	8.24
34-0203-K	8.20	34-51574-K	8.14	34-54726-K	8.13	35-0066-K	8.24
34-0203Y-36-K	8.20	34-51676-K	8.12	34-54873-K	8.23	35-0067-K	8.24
34-0203Y-72-K	8.20	34-51705-K	8.14	34-55049-K	8.11	35-0074A-K	8.24
34-0203Y-K	8.20	34-52144-K	8.11	34-55050-K	8.11	35-0074B	8.24
34-0203Y-STD-K	8.20	34-52274-K	8.14	34-55051-K	8.11	35-0074-K	8.24
34-0203Y-VH2-K	8.20	34-52312-K	8.11	34-55080-K	8.11	35-0078-K	8.1
34-0207-25-K	8.9	34-52345-K	8.12	34-55081-K	8.11	35-0079-K	8.24
34-0207-K	8.9	34-52487-K	8.11	34-55123-K	8.11	35-0080	8.24
34-0208-25-K	8.9	34-52649-K	8.13	34-55129-K	8.11	35-0081-K	8.24, 8.54
34-0208-K	8.9	34-52654-K	8.13	34-55304-K	8.13	35-21581-K	8.24
34-0209-0-K	8.9	34-52678-K	8.14	34-55349-K	8.12	36-0004A-K	8.19, 8.54
34-0216G-K	8.18	34-52682-K	8.14	34-55350-K	8.12	36-0006	8.19
34-0217-K	8.4	34-52683-K	8.14	34-55390-K	8.12	36-0006A	8.54
34-0221A-K	8.4	34-52684-K	8.13	34-55431-K	8.11	37-0001-K	8.19
34-0221B-K	8.4	34-52685-K	8.13	34-55456-K	8.11	37-0002-K	8.21
34-0221-K	8.4, 8.43	34-52746-K	8.14	34-55487-K	8.14	37-0005-K	8.21
34-0236A-K	8.9	34-52747-K	8.14	34-55532-K	8.14	37-0014-K	8.19
34-0236-K	8.9	34-53189-K	8.12	34-55533-K	8.14	37-0029-SM	8.19
34-0237-K	8.9	34-53238-K	8.11	34-55536-K	8.13	37-0031-SM	8.19
34-0239-K	8.9	34-53272-K	8.12	34-55559-K	8.11	37-0051A	8.21
34-0240A-K	8.9	34-53334-K	8.14	34-55563-K	8.11	37-0051-K	8.21
34-0240-K	8.9	34-53392-K	8.13	34-55570-K	8.12	37-0052A-K	8.21
34-0241A-K	8.9	34-53469	8.18	34-55580-K	8.13	37-0053B-K	8.21
34-0241-K	8.9	34-53502-K	8.13	34-55600-K	8.13	37-0053-K	8.21
34-0242A-K	8.9	34-53565-K	8.11	34-55609-K	8.13	39-0010-B-K	8.43
34-0242-K	8.9	34-53566-K	8.11	34-55673-K	8.13	39-0010-UR7-K	8.43
34-0243-K	8.9	34-53567-K	8.13	34-55936-K	8.14	39-0010-UR8-K	8.43
34-0244-K	8.9	34-53605-HQ-K	8.20	34-55989-K	8.13	39-0010-UR9-K	8.43
34-0250-K	8.9	34-53605-K	8.20	35-0002-K	8.1	39-0015-S	8.52
34-0381-K	8.23	34-53643-K	8.11	35-0003-K	8.1, 8.54	39-0021-K	8.20
34-0382	8.23	34-53645-K	8.11	35-0012-K	8.1, 8.54	39-0035	8.52
34-30337-HQ-K	8.20	34-53777-K	8.11	35-0014-K	8.1, 8.54	39-0036	8.52
34-30337-K	8.20	34-53811-K	8.12	35-0019-K	8.24, 8.54	40-0008-K	8.26, 8.55
34-30379	8.4	34-54093-K	8.12	35-0020	8.24	40-0009-K	8.26, 8.55
34-30674-K	8.20	34-54094-K	8.11	35-0020A	8.24	40-0010-K	8.26, 8.55
34-32016-HQ-K	8.20	34-54100-K	8.12	35-0021	8.24	41-0010	8.22
34-32016-K	8.20	34-54104-K	8.12	35-0022	8.24	42-0001-K	8.25
34-50055-K	8.12	34-54105-K	8.12	35-0024	8.24	42-0002A-K	8.26
34-50056-K	8.13	34-54107-K	8.12	35-0025-K	8.1	42-0002-K	8.26
34-50175-K	8.11	34-54108-K	8.13	35-0026-K	8.1	42-0002-T-K	8.26
34-50176-K	8.11	34-54128-K	8.13	35-0027-K	8.24	42-0003A-K	8.26
34-50217-K	8.12	34-54135-K	8.11	35-0028-K	8.1, 8.54	42-0003-K	8.26
34-50259-K	8.13	34-54142-K	8.13	35-0031A	8.1	42-0004A-K	8.53
34-50260-K	8.13	34-54170-K	8.12	35-0031-K	8.1	42-0004-K	8.27, 8.53
34-50261-K	8.13	34-54251-K	8.11	35-0032-K	8.24	42-0005-K	8.26, 8.53
34-50262-K	8.13	34-54268-K	8.11	35-0035	8.24	42-0006A-K	8.25
34-50335-K	8.13	34-54451	8.23	35-0036-K	8.1	42-0006-T-K	8.25
34-50390-K	8.14	34-54528-K	8.13	35-0037-K	8.1, 8.54	42-0007B-K	8.54
34-50401-K	8.14	34-54547-K	8.12	35-0047A-K	8.24	42-0009-K	8.26

Part Number	Page	Part Number	Page	Part Number	Page	Part Number	Page	Part Number	Page
42-0011A-K	8.26	42-30-3807	8.27	48-0148-K	7.3	51-56016-Z	2.3	80-0511D-K	8.18
42-0011-K	8.26	42-30-6103	8.27	48-0152A-S	8.54	51-56377-Z	2.3	80-10165	2.3
42-0012-K	8.26	42-30-6104	8.27	48-0152-S	8.54	51-56480-Z	2.3	80-10307-K	8.15
42-0013-K	8.4, 8.26	42-4HP102X	8.27	48-0154	8.22, 8.54	51-56485-Z	2.3	80-10328-K	8.16
42-0015A-K	8.25	42-50-221XBRN	8.27	48-0197A	8.18	51-56582-Z	2.3	80-10352-K	8.15
42-0015C-K	8.25	42-LED-10S	8.19	48-0197D	8.18	60-0001	8.50	80-10402-K	8.16
42-0015D-K	8.25	48-0001B	8.53	48-0201	8.39	60-0001-K	8.27	80-10418-K	8.15
42-0015-K	8.25	48-0002	8.20	48-0202-K	8.32-8.33	60-0005	8.31	80-10429-K	8.16
42-0016-K	8.25	48-0007A	8.50	48-0210-S	8.9	60-0008	8.22	80-10430-K	8.16
42-0017A-K	8.25	48-0007B	8.50	48-0223A	8.4	60-0010A-K	8.33	80-10559-K	8.17
42-0017-K	8.25, 8.53	48-0010C	8.53	48-0223B-K	8.4	60-0010B-K	8.34	80-10668-K	8.15
42-0018-K	8.25	48-0013	8.5	48-0223C	8.4	60-0010C	8.31-8.34	80-10669-K	8.15
42-0022B-K	8.27	48-0014	8.50	48-0300-K	8.43	60-0010-K	8.31, 8.32	80-10671-K	8.15
42-0022-K	8.25	48-0017	8.50	48-0301-K	8.43	60-0011	8.31-8.34	80-10694-K	8.17
42-0023-K	8.25	48-0017A	8.50	48-0303-K	8.43	60-0011A	8.33	80-10721-K	8.15
42-0024A-K	8.26	48-0018	8.50	48-0304-K	8.43	60-0015-K	8.27, 8.53	80-10752-K	8.15
42-0031-A-K	8.25	48-0018A	8.50	48-0305-K	8.43	60-0017-K	8.27, 8.53	80-10753-K	8.15
42-0031F-A-K	8.25	48-0019	8.50	48-260032-R1	8.47	60-0020-K	8.27, 8.53	80-10763-K	8.16
42-0031F-K	8.25	48-0019A	8.50	48-260034-R1	8.47	60-0022-K	8.22	80-10764-K	8.15
42-0031-K	8.25	48-0021	8.22	48-260036-R1	8.47	60-0028-K	8.21	80-10823-K	8.16
42-0037-K	8.26	48-0023	8.23	48-9120-7P-K	8.35	61-0011A-K	6.2	80-10839-K	8.15
42-0047-K	8.27	48-0023A	8.23	48-9121-7S-K	8.35	64-0001B	8.19, 8.54	80-10841-K	8.16
42-0047-T-K	8.27	48-0023B	8.23	48-9122-AT-K	8.35	64-0012	8.19, 8.55	80-11095-K	8.15
42-0049-K	8.26	48-0023C	8.23	48-9123-7T-K	8.35	64-0017	8.55	80-11109	2.3
42-0056-K	8.26	48-0023XL	8.23	48-9124-AP-K	8.35	65-0119A	8.50	80-11127-K	8.15
42-0068-K	8.26	48-0029A	8.53	48-9125-5T-K	8.35	80-0132D-BES	8.55	80-11159-K	8.16
42-0070A-K	8.29	48-0041A-K	8.22	48-9130-CP-K	8.35	80-0201-K	8.10	80-11219-K	8.15
42-0070-K	8.29	48-0041A-K	8.39	48-9150-5P-K	8.35	80-0202-K	8.10	80-11281-K	8.17
42-0073-K	8.26	48-0041B-K	8.22	48-9151-AP-K	8.35	80-0203-K	8.10	80-11344-K	8.16
42-0074A-K	8.27, 8.53	48-0041B-K	8.39	48-P250-PBES-LO	8.53	80-0204-K	8.10	80-11345-K	8.16
42-0074-K	8.27, 8.53	48-0041-K	8.22	48-P250-PBES-UP	8.53	80-0205-K	8.10	80-11393-K	8.16
42-0078-K	8.26	48-0041-K	8.39	49-0420A-K	7.3	80-0207-K	8.10	80-11428-K	8.17
42-0085-K	8.26	48-0042-K	7.3	49-0420A-K	8.27	80-0208-K	8.10	80-11448-K	8.15
42-0086-K	8.26	48-0057	8.50	49-0421-K	7.3	80-0209-1-K	8.10	80-11476-K	8.17
42-0087-K	8.26	48-0067-K	8.29	49-0421-K	8.27	80-0211-10-K	8.10	80-11520-K	8.15
42-0088-K	8.27	48-0072A-K	8.26, 8.53	49-0422-K	8.27	80-0211-K	8.10	80-11521-K	8.15
42-0116-K	8.27	48-0072B-K	8.53	50-54216-Z	2.1	80-0222-1-K	8.10	80-11609-K	8.16
42-0117-K	8.27	48-0072C-K	8.53	50-54217-Z	2.1	80-0222-2-K	8.10	80-11671-K	8.15
42-10-5300BRN	8.27	48-0072-K	8.26, 8.53	50-54218-Z	2.1	80-0230-A-K	8.10	80-11688-K	8.16
42-10-5470BRN	8.27	48-0074-K	8.27	50-54219-Z	2.1	80-0236A-K	8.10	80-11718	2.3
42-10-5671BRN	8.27	48-0082-K	8.27	50-54220-Z	2.1	80-0236-K	8.10	80-11724-K	8.15
42-10-6530BRN	8.27	48-0088	8.53	50-54829-Z	2.2	80-0237-K	8.10	80-11725-K	8.15
42-2333B-K	8.54	48-0088A	8.53	50-54830-Z	2.2	80-0239-K	8.10	80-11745-K	8.15
42-2334A-K	8.27	48-0092S	8.5	50-54831-Z	2.2	80-0240A-K	8.10	80-11746-K	8.15
42-2334B-K	8.27	48-0095-K	8.27	50-54832-Z	2.2	80-0240-K	8.10	80-11756-K	8.16
42-2334-K	8.27	48-0096-K	8.27	50-54833-Z	2.2	80-0241A-K	8.10	80-11762-K	8.17
42-2360B-K	8.43	48-0099X-120	8.21	50-54834-Z	2.2	80-0241-K	8.10	80-11764-K	8.15
42-2370-K	8.43	48-0099X-240	8.21	50-54835-Z	2.2	80-0242A-K	8.10	80-11765-K	8.15
42-2373-K	8.25	48-0101	8.6	50-54836-K	2.2	80-0242-K	8.10	80-11773-K	8.16
42-2380-K	8.25	48-0120	8.4	50-54837-Z	2.2	80-0243-K	8.10	80-11774-K	8.16
42-2384-K	8.25	48-0120B	8.4	50-54838-Z	2.2	80-0250-K	8.10	80-11789-K	8.16
42-2386-K	8.25	48-0140F-K	7.3	51-54356-Z	2.3	80-0499	8.19	80-11790-K	8.16
42-2387-K	8.25	48-0140P-K	7.3	51-54368-Z	2.3	80-0510A-K	8.18	80-11806-K	8.17
42-2390-K	8.25	48-0141C-K	7.3	51-54371-Z	2.3	80-0510B-K	8.18	80-11822-K	8.15
42-2391-K	8.25	48-0141-K	7.3	51-54377-Z	2.3	80-0510C-K	8.18	80-11823-K	8.17
42-2392-K	8.25	48-0143-K	7.3	51-54805-Z	2.3	80-0511A-K	8.18	80-11852-K	8.15
42-30-3803BRN	8.27	48-0146-K	8.53	51-56007-Z	2.3	80-0511B-K	8.18	80-11853-K	8.17

Part Number	Page	Part Number	Page	Part Number	Page	Part Number	Page
80-11877-K	8.16	AS-810U	6.1	CS6009-US2	4.1	CS6330B-UZ-WP	1.9
80-11884-K	8.15	AS-820U	6.1	CS6100B-U-F-WP	1.8	CS6330Y-U-WP	3.6
80-11885-K	8.15	ASH-612U	6.1	CS6100B-U-WP	1.8	CS6334Y-U-LF	3.7
80-11892-K	8.16	ASH-616U	6.1	CS6108B-U-VH	1.1	CS6337B-USZ-LH	1.2
80-11894-K	8.16	ASH-622U	6.1	CS6108B-U-VH-F	1.1	CS6338B-USZ-VH	1.2
80-11899-K	8.16	ASH-626U	6.1	CS6109BP-US-4	1.5	CS6339B-USZ	1.2
80-11901-K	8.16	ASH-812U	6.1	CS6109B-US	1.1	CS6339Y-US	3.1
80-11907-K	8.17	ASH-816U	6.1	CS6109B-US-F	1.1	CS6504-U-F-LF	3.7
80-11908-K	8.17	ASH-822U	6.1	CS6114Y-U-LF	3.7	CS6504-U-LF	3.7
80-11909-K	8.16	ASH-826U	6.1	CS6200B-U-F-WP	1.8	CS7000-A	4.2
80-11946-K	8.15	BCS-11	7.5	CS6200B-U-WP	1.8	CS7000-A-15A	4.2
80-11947-K	8.16	BCS-15	7.5	CS6200Y-U-WP	3.6	CS7000T-A	4.2
80-11957-K	8.16	BCS-55	7.5	CS6204-F-U-LF	3.7	CS7000T-A-15A	4.2
80-11984-K	8.16	BCS-6000T-U	7.2	CS6207B-U-LH	1.1	CS7000T-U	4.2
80-12037-K	8.17	BCS-6000-U	7.2	CS6207B-U-LH-F	1.1	CS7000-U	4.2
80-12050-K	8.15	BCS6005T-U	7.2	CS6208B-U-VH	1.1	CS7100B-U-15A-WP	1.7
80-12051-K	8.16	BCS-6005-U	7.2	CS6208B-U-VH-F	1.1	CS7100B-U-15A-WP-F	1.7
80-12052-K	8.17	BES-11	7.4	CS6209BP-US-4	1.5	CS7100B-U-4.0-WP	1.7
80-12053-K	8.17	BES-11-3W	7.4	CS6209BP-US-6	1.5	CS7100B-U-4.0-WP-F	1.7
80-12101-K	8.17	BES-15	7.4	CS6209BP-US-8	1.5	CS7100B-U-WP	1.7
80-12122-K	8.17	BES-55	7.4	CS6209B-US	1.1	CS7100B-U-WP-F	1.7
80-12132-K	8.17	BES-55-3W	7.4	CS6209B-US-F	1.1	CS7109B-US	1.6
80-12183-K	8.16	BES-6000	7.1	CS6209Y-US	3.1	CS7109B-US-15A	1.6
80-12198-K	8.17	BES-6000-120/208/240	7.1	CS6209Y-US-F	3.1	CS7109B-US-15A-F	1.6
80-12237-K	8.15	BES-6000T	7.1	CS6220B-U-F-WP	1.8	CS7109B-US-4.0	1.6
80-12238-K	8.15	BES-6000T-120/208/240	7.1	CS6220B-U-WP	1.8	CS7109B-US-4.0-F	1.6
80-12437-K	8.16	BES-6005	7.1	CS6220B-UZ-WP	1.9	CS7109B-US-F	1.6
80-12438-K	8.16	BES-6005-208/240	7.1	CS6220Y-U-WP	3.6	CS7500-15A-F-WP	3.5
80-12510-K	8.17	BES-6005T	7.1	CS6224Y-U-LF	3.7	CS7500-15A-WP	3.5
80-12511-K	8.17	BES-6005T-208/240	7.1	CS6227B-U-LH	1.1	CS7500-U-F-WP	3.5
80-12512-K	8.17	BIS-15-120	7.7	CS6227B-U-LH-F	1.1	CS7500-U-WP	3.5
80-12513-K	8.17	BIS-60-240	7.7	CS6227B-UZ-LH	1.2	CS7509-US	3.4
80-12762-K	8.17	CS4009-US1	4.1	CS6228B-U-VH	1.1	CS7509-US-F	3.4
80-12966-K	8.17	CS4009-US2	4.1	CS6228B-U-VH-F	1.1	CS800-A2	4.3
80-12974-K	8.17	CS4109B-US	1.3	CS6228B-UZ-VH	1.2	CS800-B2	4.3
80-12975-K	8.17	CS4109B-US-F	1.3	CS6229B-US	1.1	CS800-C2	4.3
80-40026-K	8.17	CS4209B-US	1.3	CS6229B-US-F	1.1	CS8800-A	5.1
80-40030-K	8.17	CS4209B-US-F	1.3	CS6229B-USZ	1.2	CS8800-B	5.1
80-40096-K	8.17	CS4209Y-US	3.2	CS6229Y-US	3.1	CS8800-C	5.1
80-40097-K	8.17	CS4209Y-US-F	3.2	CS6229Y-US-F	3.1	CS8900-A	5.2
80-40098-K	8.17	CS4229B-US	1.3	CS6230B-U-F-WP	1.8	CS8900-B	5.2
80-40105-K	8.17	CS4229B-US-F	1.3	CS6230B-U-WP	1.8	CS8900-C	5.2
993-0262-A48-S	8.55	CS4229B-USZ	1.4	CS6230B-UZ-WP	1.9	CS9234M1-F-U-LF	1.10
993-0262A-A48-S	8.55	CS4229Y-US	3.2	CS6230Y-U-WP	3.6	CS9234M1-U-LF	1.10
993-0262A-L48-S	8.29	CS4229Y-US-F	3.2	CS6234Y-U-LF	3.7	CS9234M3-U-LF-701	1.10
993-0262A-L48-S	8.55	CS4239B-US	1.3	CS6237B-U-LH	1.1	CS9234M3-U-LF-801	1.10
993-0262-L-48-S	8.55	CS4239B-US-F	1.3	CS6237B-U-LH-F	1.1	CS9704Y-U-LF	3.7
993-0265-A48-S	8.55	CS4239B-USZ	1.4	CS6237B-USZ-LH	1.2	CS9709Y-US	3.3
993-0265A-A48-S	8.55	CS4239Y-US	3.2	CS6238B-USZ-VH	1.2	ES4000-U2-A	4.5
993-0265A-L48-S	8.55	CS4339B-USZ	1.4	CS6238B-U-VH	1.1	ES4000-U2-B	4.5
993-0265-L48-S	8.55	CS4339Y-US	3.2	CS6238B-U-VH-F	1.1	ES4000-U2-C	4.5
993-0380-A6-S	8.29	CS500-A	4.3	CS6239BP-US-6	1.5	ES4000-U2-C5	4.5
993-0380-A6-S	8.55	CS500-C	4.3	CS6239BP-US-8	1.5	ES4000-U2-D	4.5
993-0380A-A6-S	8.29	CS500T-A	4.3	CS6239B-US	1.1	ES4000-U2-D5	4.5
993-0380A-A6-S	8.55	CS500T-C	4.3	CS6239B-US-F	1.1	ES4000-U2-E	4.5
AS-610U	6.1	CS500T-C9	4.3	CS6239B-USZ	1.2	ES4000-U2F	4.5
AS-620U	6.1	CS6009-US1	4.1	CS6239Y-US	3.1	ES4000-U2-G	4.5

Part Number	Page	Part Number	Page	Part Number	Page	Part Number	Page	Part Number	Page
ES4000-U2-H	4.5	ES4200Y-D5	3.9	ES4230B-D	1.14	ES4330Y-B	3.9	ES6200B-F-B	1.11
ES4000-U2-J	4.5	ES4200Y-E	3.9	ES4230B-D5	1.14	ES4330Y-C	3.9	ES6200B-F-C	1.11
ES4000-U2-K	4.5	ES4200Y-F	3.9	ES4230B-E	1.14	ES4330Y-C5	3.9	ES6200B-F-C5	1.11
ES4000-U-A	4.5	ES4200Y-F-A	3.9	ES4230B-F	1.14	ES4330Y-D	3.9	ES6200B-F-D	1.11
ES4000-U-B	4.5	ES4200Y-F-B	3.9	ES4230B-F-A	1.14	ES4330Y-D5	3.9	ES6200B-F-D5	1.11
ES4000-U-C	4.5	ES4200Y-F-C	3.9	ES4230B-F-B	1.14	ES4330Y-E	3.9	ES6200B-F-E	1.11
ES4000-U-C5	4.5	ES4200Y-F-C5	3.9	ES4230B-F-C	1.14	ES4330Y-E	3.9	ES6200B-F-F	1.11
ES4000-U-D	4.5	ES4200Y-F-D	3.9	ES4230B-F-C5	1.14	ES4330Y-F	3.9	ES6200B-F-G	1.11
ES4000-U-D5	4.5	ES4200Y-F-D5	3.9	ES4230B-F-D	1.14	ES4330Y-G	3.9	ES6200B-F-H	1.11
ES4000-U-E	4.5	ES4200Y-F-E	3.9	ES4230B-F-D5	1.14	ES4330Y-J	3.9	ES6200B-F-J	1.11
ES4000-U-F	4.5	ES4200Y-F-F	3.9	ES4230B-F-E	1.14	ES4330Y-K	3.9	ES6200B-F-K	1.11
ES4000-U-G	4.5	ES4200Y-F-G	3.9	ES4230B-F-F	1.14	ES6000-U2-A	4.4	ES6200B-G	1.11
ES4000-U-H	4.5	ES4200Y-F-H	3.9	ES4230B-F-G	1.14	ES6000-U2-A	4.4	ES6200B-H	1.11
ES4000-U-J	4.5	ES4200Y-F-J	3.9	ES4230B-F-H	1.14	ES6000-U2-C	4.4	ES6200B-J	1.11
ES4000-U-K	4.5	ES4200Y-F-K	3.9	ES4230B-F-I	1.14	ES6000-U2-C5	4.4	ES6200B-K	1.11
ES4100B-B	1.14	ES4200Y-G	3.9	ES4230B-F-J	1.14	ES6000-U2-D	4.4	ES6200BP-4	1.13
ES4100B-D	1.14	ES4200Y-H	3.9	ES4230B-F-K	1.14	ES6000-U2-D	4.4	ES6200BP-6	1.13
ES4100B-D5	1.14	ES4200Y-I	3.9	ES4230B-G	1.14	ES6000-U2-D5	4.4	ES6200BP-8	1.13
ES4100B-F	1.14	ES4200Y-J	3.9	ES4230B-H	1.14	ES6000-U2-E	4.4	ES6200Y	3.8
ES4100B-F-B	1.14	ES4200Y-K	3.9	ES4230B-I	1.14	ES6000-U2-F	4.4	ES6200Y-A	3.8
ES4100B-F-D	1.14	ES4220B-B	1.14	ES4230B-J	1.14	ES6000-U2-G	4.4	ES6200Y-C	3.8
ES4100B-F-D5	1.14	ES4220B-D	1.14	ES4230B-K	1.14	ES6000-U2H	4.4	ES6200Y-C5	3.8
ES4100B-F-F	1.14	ES4220B-D5	1.14	ES4230B-L	1.14	ES6000-U2J	4.4	ES6200Y-E	3.8
ES4100B-F-H	1.14	ES4220B-F	1.14	ES4230B-M	1.14	ES6000-U2K	4.4	ES6200Y-F	3.8
ES4100B-F-K	1.14	ES4220B-F-B	1.14	ES4230B-N	1.14	ES6000-U-A	4.4	ES6200Y-F-A	3.8
ES4100B-H	1.14	ES4220B-F-D	1.14	ES4230B-O	1.14	ES6000-U-B	4.4	ES6200Y-F-B	3.8
ES4100B-K	1.14	ES4220B-F-D5	1.14	ES4230B-P	1.14	ES6000-U-C	4.4	ES6200Y-F-C	3.8
ES4200B-A	1.14	ES4220B-F-F	1.14	ES4230B-Q	1.14	ES6000-U-C5	4.4	ES6200Y-F-C5	3.8
ES4200B-B	1.14	ES4220B-F-H	1.14	ES4230B-R	1.14	ES6000-U-D5	4.4	ES6200Y-F-D	3.8
ES4200B-C	1.14	ES4220B-F-K	1.14	ES4230B-S	1.14	ES6000-U-E	4.4	ES6200Y-F-D5	3.8
ES4200B-C5	1.14	ES4220B-H	1.14	ES4230B-T	1.14	ES6000-U-F	4.4	ES6200Y-F-E	3.8
ES4200B-D	1.14	ES4220B-I	1.14	ES4230B-U	1.14	ES6000-U-G	4.4	ES6200Y-F-F	3.8
ES4200B-D5	1.14	ES4220B-K	1.14	ES4230B-V	1.14	ES6000-U-H	4.4	ES6200Y-F-G	3.8
ES4200B-E	1.14	ES4220B-L	1.14	ES4230B-W	1.14	ES6000-U-I	4.4	ES6200Y-F-H	3.8
ES4200B-F	1.14	ES4220B-M	1.14	ES4230B-X	1.14	ES6000-U-J	4.4	ES6200Y-F-I	3.8
ES4200B-F-A	1.14	ES4220B-N	1.14	ES4230B-Y	1.14	ES6000-U-K	4.4	ES6200Y-F-J	3.8
ES4200B-F-B	1.14	ES4220B-O	1.14	ES4230Y-A	3.9	ES6100B-B	1.11	ES6200Y-F-K	3.8
ES4200B-F-C	1.14	ES4220B-P	1.14	ES4230Y-B	3.9	ES6100B-D	1.11	ES6200Y-G	3.8
ES4200B-F-C5	1.14	ES4220B-Q	1.14	ES4230Y-C	3.9	ES6100B-D5	1.11	ES6200Y-J	3.8
ES4200B-F-D	1.14	ES4220B-R	1.14	ES4230Y-D	3.9	ES6100B-F	1.11	ES6220B-B	1.11
ES4200B-F-D5	1.14	ES4220B-S	1.14	ES4230Y-E	3.9	ES6100B-F-B	1.11	ES6220B-D	1.11
ES4200B-F-E	1.14	ES4220B-T	1.14	ES4230Y-F	3.9	ES6100B-F-D	1.11	ES6220B-D5	1.11
ES4200B-F-F	1.14	ES4220B-U	1.14	ES4230Y-G	3.9	ES6100B-F-D5	1.11	ES6220B-F	1.11
ES4200B-F-G	1.14	ES4220B-V	1.14	ES4230Y-H	3.9	ES6100B-F-F	1.11	ES6220B-F-B	1.11
ES4200B-F-H	1.14	ES4220B-W	1.14	ES4230Y-I	3.9	ES6100B-F-H	1.11	ES6220B-F-D	1.11
ES4200B-F-I	1.14	ES4220B-X	1.14	ES4230Y-J	3.9	ES6100B-F-K	1.11	ES6220B-F-D5	1.11
ES4200B-F-J	1.14	ES4220B-Y	1.14	ES4230Y-K	3.9	ES6100B-H	1.11	ES6220B-F-F	1.11
ES4200B-F-K	1.14	ES4220Y-A	3.9	ES4330B-Z-A	1.15	ES6100B-K	1.11	ES6220B-F-H	1.11
ES4200B-G	1.14	ES4220Y-B	3.9	ES4330B-Z-B	1.15	ES6100BP-4	1.13	ES6220B-F-K	1.11
ES4200B-H	1.14	ES4220Y-C	3.9	ES4330B-Z-C	1.15	ES6200B-A	1.11	ES6220B-H	1.11
ES4200B-I	1.14	ES4220Y-D	3.9	ES4330B-Z-C5	1.15	ES6200B-B	1.11	ES6220B-K	1.11
ES4200B-J	1.14	ES4220Y-E	3.9	ES4330B-Z-D	1.15	ES6200B-C	1.11	ES6220B-UZ-B	1.12
ES4200B-K	1.14	ES4220Y-F	3.9	ES4330B-Z-D5	1.15	ES6200B-D	1.11	ES6220B-UZ-D	1.12
ES4200Y	3.9	ES4220Y-F-A	3.9	ES4330B-Z-E	1.15	ES6200B-D5	1.11	ES6220B-UZ-D5	1.12
ES4200Y-A	3.9	ES4220Y-F-B	3.9	ES4330B-Z-F	1.15	ES6200B-E	1.11	ES6220B-UZ-F	1.12
ES4200Y-B	3.9	ES4220Y-F-C	3.9	ES4330B-Z-G	1.15	ES6200B-F	1.11	ES6220B-UZ-H	1.12
ES4200Y-C	3.9	ES4220Y-F-D	3.9	ES4330B-Z-H	1.15	ES6200B-F-A	1.11	ES6220B-UZ-K	1.12
ES4200Y-C5	3.9	ES4220Y-F-E	3.9	ES4330B-Z-I	1.15				
ES4200Y-D	3.9	ES4220Y-F-F	3.9	ES4330B-Z-J	1.15				
		ES4220Y-F-G	3.9	ES4330B-Z-K	1.15				
		ES4220Y-F-H	3.9	ES4330B-Z-L	1.15				
		ES4220Y-F-I	3.9	ES4330B-Z-M	1.15				
		ES4220Y-F-J	3.9	ES4330B-Z-N	1.15				
		ES4220Y-F-K	3.9	ES4330B-Z-O	1.15				
		ES4220Y-F-L	3.9	ES4330B-Z-P	1.15				
		ES4220Y-F-M	3.9	ES4330B-Z-Q	1.15				
		ES4220Y-F-N	3.9	ES4330B-Z-R	1.15				
		ES4220Y-F-O	3.9	ES4330B-Z-S	1.15				
		ES4220Y-F-P	3.9	ES4330B-Z-T	1.15				
		ES4220Y-F-Q	3.9	ES4330B-Z-U	1.15				
		ES4220Y-F-R	3.9	ES4330B-Z-V	1.15				
		ES4220Y-F-S	3.9	ES4330B-Z-W	1.15				
		ES4220Y-F-T	3.9	ES4330B-Z-X	1.15				
		ES4220Y-F-U	3.9	ES4330B-Z-Y	1.15				
		ES4220Y-F-V	3.9	ES4330B-Z-Z	1.15				
		ES4220Y-F-W	3.9	ES4330Y-A	3.9				
		ES4220Y-F-X	3.9						
		ES4220Y-F-Y	3.9						
		ES4220Y-F-Z	3.9						

Index

Part Number	Page	Part Number	Page	Part Number	Page
ES6220Y	3.8	ES6230B-UZ-C5	1.12	ES8948-A	5.6
ES6220Y	3.8	ES6230B-UZ-D	1.12	ES8948-C	5.6
ES6220Y	3.8	ES6230B-UZ-D5	1.12	ES8948-D	5.6
ES6220Y	3.8	ES6230B-UZ-E	1.12	ES8948-E	5.6
ES6220Y-A	3.8	ES6230B-UZ-F	1.12	ES8948-F	5.6
ES6220Y-B	3.8	ES6230B-UZ-G	1.12	ES8948-G	5.6
ES6220Y-C	3.8	ES6230B-UZ-H	1.12	ES8948-H	5.6
ES6220Y-C5	3.8	ES6230B-UZ-J	1.12	ES8948-J	5.6
ES6220Y-D	3.8	ES6230B-UZ-K	1.12	ES8950-A	5.4
ES6220Y-D5	3.8	ES6230Y	3.8	ES8950-B	5.4
ES6220Y-E	3.8	ES6230Y-A	3.8	ES8950-D	5.4
ES6220Y-F	3.8	ES6230Y-B	3.8	ES8950-E	5.4
ES6220Y-F-A	3.8	ES6230Y-C	3.8	ES8950-G	5.4
ES6220Y-F-B	3.8	ES6230Y-C5	3.8	ES8950-H	5.4
ES6220Y-F-C	3.8	ES6230Y-D	3.8	ES9700Y-A	3.10
ES6220Y-F-C5	3.8	ES6230Y-D5	3.8	ES9700Y-B	3.10
ES6220Y-F-D	3.8	ES6230Y-E	3.8	ES9700Y-C	3.10
ES6220Y-F-D5	3.8	ES6230Y-G	3.8	ES9700Y-C5	3.10
ES6220Y-F-E	3.8	ES6230Y-J	3.8	ES9700Y-D	3.10
ES6220Y-F-F	3.8	ES6330B-UZ-A	1.12	ES9700Y-D5	3.10
ES6220Y-F-G	3.8	ES6330B-UZ-B	1.12	ES9700Y-E	3.10
ES6220Y-F-H	3.8	ES6330B-UZ-C	1.12	ES9700Y-F	3.10
ES6220Y-F-J	3.8	ES6330B-UZ-C5	1.12	ES9700Y-G	3.10
ES6220Y-F-K	3.8	ES6330B-UZ-D	1.12	ES9700Y-H	3.10
ES6220Y-G	3.8	ES6330B-UZ-D5	1.12	ES9700Y-J	3.10
ES6220Y-H	3.8	ES6330B-UZ-E	1.12	ES9700Y-K	3.10
ES6220Y-J	3.8	ES6330B-UZ-F	1.12	HEATMAX 11.0	5.7
ES6220Y-K	3.8	ES6330B-UZ-G	1.12	HEATMAX 5.5	5.7
ES6230B-A	1.11	ES6330B-UZ-H	1.12	PBES-6010	7.6
ES6230B-B	1.11	ES6330B-UZ-J	1.12	PBES-6040	7.6
ES6230B-C	1.11	ES6330B-UZ-K	1.12	PH100-10UP	6.2
ES6230B-C5	1.11	ES6330Y-A	3.8	PH100-10UP-S	6.2
ES6230B-D	1.11	ES6330Y-B	3.8	PH100-15UP	6.2
ES6230B-D5	1.11	ES6330Y-C	3.8	PH100-15UP-S	6.2
ES6230B-E	1.11	ES6330Y-C5	3.8	PH100-15UP-ST	6.2
ES6230B-F	1.11	ES6330Y-D	3.8	PH100-65UP	6.2
ES6230B-F-A	1.11	ES6330Y-E	3.8	PH101-10UP	6.3
ES6230B-F-B	1.11	ES6330Y-F	3.8	PH101-10UV	6.3
ES6230B-F-C	1.11	ES6330Y-G	3.8	PH101-15UP	6.3
ES6230B-F-C5	1.11	ES6330Y-H	3.8	PH101-15UP-S	6.3
ES6230B-F-D	1.11	ES6330Y-J	3.8	PH101-15UV	6.3
ES6230B-F-D5	1.11	ES6330Y-K	3.8	PH101-15UV-S	6.3
ES6230B-F-E	1.11	ES8848-A	5.5	PH101-65UP	6.3
ES6230B-F-F	1.11	ES8848-B	5.5	PH202-20UP	6.2
ES6230B-F-G	1.11	ES8848-C	5.5	PH202-20UP-S	6.2
ES6230B-F-H	1.11	ES8848-D	5.5	PH203-20UP	6.3
ES6230B-F-J	1.11	ES8848-E	5.5	PH203-20UV	6.3
ES6230B-F-K	1.11	ES8848-F	5.5	PH301-15UP	6.3
ES6230B-G	1.11	ES8848-G	5.5	PH301-15UV	6.3
ES6230B-H	1.11	ES8848-H	5.5	PH301-20UP	6.3
ES6230B-J	1.11	ES8848-J	5.5	PH301-20UV	6.3
ES6230B-K	1.11	ES8850-A	5.3		
ES6230BP-6	1.13	ES8850-B	5.3		
ES6230BP-8	1.13	ES8850-D	5.3		
ES6230B-UZ-A	1.12	ES8850-E	5.3		
ES6230B-UZ-B	1.12	ES8850-G	5.3		
ES6230B-UZ-C	1.12	ES8850-H	5.3		

THE DISTRIBUTOR'S CHOICE IN THE LEISURE WATER INDUSTRY.

copyright 2020 HydroQuip.JL



510A N. Sheridan St.
Corona, CA 92880
Tel: 951.273.7575
HydroQuip.com